

alamy stock photo

**Work will be shared and updated weekly during term time via the school web site for the parent to access.**

**Welcome to week 12. It should be TT so I have put photos of 2 famous and familiar faces on the planning today. Do you know who they are?**

**There is David Knight, Finley, Blae and Torin's daddy with his bikes and also Connor Cummings with his TT bike at Ballaugh Bridge. Do you remember when Connor came to class Y2? Connor and David taught us that we should never give up just because we fall off our bikes because otherwise we will never get better.**

**Do you think this week you could take me a photo of you out on your pedal bikes? I'd love to see you all being busy on them.**

**Thank you so much, have a great week and look after yourselves 🚲**

**For the little space buddies amongst you, STEM have developed some tasks and challenges which you may really enjoy. You can find them by following this link. [STEM: space link](#)**

**Again, it'd love you to to share any of the tasks/ your learning;..... you know where to send the pics!**

With this increased isolation, this will be an excellent way of spending quality time with your child and will have the maximum educational benefits for their learning and progress. The best feedback is always given soon after a task is completed and is positive in nature.

Please make time to go through the work with your child when they complete it and offer comments and suggestions for improvement as soon as possible.

Below is a timetable which you may find useful to follow.



9.00-9.30	P.E./ physical.	Joe Wicks is live via you-tube @ 9am daily
9.30-10.30	Literacy activity	Use of work set for reading/ diary focus/
10.30-11.00	<b>Break</b>	
11.00-12.00	Numeracy activity	Use of work set for numeracy/ practise
12.00-1.00	<b>Lunch</b>	
1.00- 2.00	Creative activity	Art /DT/ sport/ science
2.00-3.00	Chill out activity	Board games/ i-pad time/ movie

## Rec week 12

## Activity

## Suggestions

### Phonics letters and sounds

#### Please do daily

Scroll down for list please

Learn along with the letters and sounds daily lesson [https://www.youtube.com/channel/UCP\\_FbjYUP\\_UtldV2K\\_-niWw](https://www.youtube.com/channel/UCP_FbjYUP_UtldV2K_-niWw)

Practising letter blends

Your grown up is going to play this with you. You will both sing the chorus to If you're happy and you know it

If you think you know this word, shout it out!

If you think you know this word, shout it out!

If you think you know this word, Then tell me what you've heard, If you think you know this word, shout it out!

In phase 4 there are no new sounds BUT the blends of letters is introduced. These are 2 letters that are joined together eg band = b. a. nd Can you see how the n and d join together. Blends are found at the beginning of words or the end or both!

**Use these words for the game. Eg "b. a. nd" Then the child will say "band"**

band gift chimp sand sniff green clown swing smell brush think crunch string

### Literacy. writing

Please do daily

Writing all on your own.

**This is your target for the end of reception .**

Starting a diary.

**On p9 of this document, is a blank diary page. If you can't print it out, you can make one on paper.**

This week I would like you to write a sentence all on your own. Before you write, think what you **would like to write**. Now, start writing and at the end, check your work for spelling and punctuation.

**Ask your grown up if they can read what you have written.** Remember Capital letter and finger spaces.

### Literacy. reading

Please do daily.

Can you read through your reading book every day?

Retell the story

At the end of a story, tell somebody in your family what happened. To give even more challenge to this task, try doing Free Role Play where providing a play area (such as a bear's cave or Grandma's cottage complete with dressing up clothes) acts as a simple invitation to 'play' at the story.

### Useful website to support this learning

<https://www.youtube.com/watch?v=i-lfzeG1aC4>

This is a **warm up before you write**.

It's called the dough disco!!!! You will need your own dough. Please stand on a non carpeted area!!

## Rec week 12

## Activity

## Suggestions


**Numeracy Please do daily Play Don't Say 20! 2 players.** On their turn a player chooses to continue the count with 1,2,3. The next player continues the count. E.G if the first player counts 1,2, the second player could count 3 or 3,4 or 3,4,5. The aim is to avoid saying 20. Make two 10 frames and use 20 counters to make the numbers as you both count.

**Play BINGO! With numbers unto 20**

**I have put some bingo cards below for you to use or copy.**

**Count unto 20 throughout the day.**  
\*\*\*\*\*Parents please make sure your child articulates the -teen at the end of the numbers and doesn't say -ty. Fourteen IS NOT the same as forty and it takes a child a long time to correct this error if they say and understand it incorrectly at this stage. \*\*\*\*\*  
**Can you start at different numbers? Can you go backwards?**  
Every week white rose have an early years activity and mathematical enquiry suitable for you to extend your child's understanding. Go to <https://whiterosemaths.com/homelearning/>

**Science.**  
**The world's largest steel structure**



The Bird's Nest is the world's largest steel structure and was built in China for the 2008 Olympic Games. It is made out of 26 miles of steel.



Use strips of paper, card or wool to create your own birds nest style building. You might like to search for photos of the 'Birds nest' to help you with your design. WHAT DO YOU NOTICE? How did you get the structure to stay up? What holds it together? Is there a better way of doing this? What materials were the most effective for your model? Why do you think this?

**Something very creative!**  
**Spotting snail families!**



After it has been raining have a look in the garden or out on the local paths. Can you see any snails?

**Have a look at the patterns on their shells? What do you notice? Are there any with similar patterns? Snail shell patterns are inherited from their parents. Can you find a possible family of snails? How many different shell patterns can you spot?**

Year 1 week 12	Activity	Suggestions
<p><u>Phonics</u> Please do daily <u>Revise tricky words</u> always our made their love</p>	<p>au words</p>	<p><u>Learn these spellings a few every day</u> fault haunt. August launch astronaut pause</p>
<p><u>Literacy. writing</u> Please do daily <b>Asking questions to find the answers</b></p>	<p>Question words <b>Starting a diary. On p9 of this document, is a blank diary page. If you can't print it out, you can make one on paper.</b></p>	<p>Every day this week I would like you to ask a question and then punctuate your sentence with a question mark. Then go and find out the answer! Eg <b>What</b> will be for tea today? It's chicken and bacon pie.</p>
<p><u>Literacy. reading</u> Please read daily (If you need next level reading words, please just ask)</p>		<p><a href="https://www.booktrust.org.uk/books-and-reading/have-some-fun/storybooks-and-games/everybunny-dance/">https://www.booktrust.org.uk/books-and-reading/have-some-fun/storybooks-and-games/everybunny-dance/</a> Read along with Everybunny Dance from World book day.</p>
<p>Useful website to support this learning  <b>Incredible Insect quiz</b></p>	<p><a href="https://www.bbc.co.uk/programmes/articles/4h9ftbCnBtHm69tnmnLwbj/test-your-knowledge-on-uk-insects?xtor=CS8-1000-[Discovery_Cards]-[Multi_Site]-[SL07]-[PS_PROGRAMMES-N~O_InsectQuiz]">https://www.bbc.co.uk/programmes/articles/4h9ftbCnBtHm69tnmnLwbj/test-your-knowledge-on-uk-insects?xtor=CS8-1000-[Discovery_Cards]-[Multi_Site]-[SL07]-[PS_PROGRAMMES-N~O_InsectQuiz]</a> </p>	<p><b>You will love this game (especially Oshyn and Finlay!)</b> <b>You will need a bigger person to help you read the questions but you must choose the answers. If you re-do the quiz every day, you will learn all about insects.</b></p>

## Year 1 week 12

## Activity

## Suggestions

### Numeracy

There is a great way to learn doubles. Take a box of dominoes and look at them. With the work we have done in school on subitising, your eyes should help you pick out the doubles straight away. Look at the number of dots of the left (eg 4) now add all the dots to learn the double (eg double 4 is 8)

Multiplication and division  
Week 8

\*I have e-mailed parents the sheets to accompany this teaching. It's titled Y1 week 8 white rose\*\*

**There is no better maths learning this week than the white rose which has tied up with BBC bitesize and now has a daily plan.**

Every week white rose have a Y1 activity and mathematical enquiry suitable for you to extend your child's understanding. Go to <https://whiterosemaths.com/homelearning/>

### Science. The world's largest steel structure



The Bird's Nest is the world's largest steel structure and was built in China for the 2008 Olympic Games. It is made out of 26 miles of steel.


Use strips of paper, card or wool to create your own birds nest style building. You might like to search for photos of the 'Birds nest' to help you with your design. WHAT DO YOU NOTICE? How did you get the structure to stay up? What holds it together? Is there a better way of doing this? What materials were the most effective for your model? Why do you think this?

### Something very creative! Spotting snail families!



After it has been raining have a look in the garden or out on the local paths. Can you see any snails?

**Have a look at the patterns on their shells? What do you notice? Are there any with similar patterns? Snail shell patterns are inherited from their parents. Can you find a possible family of snails? How many different shell patterns can you spot?**

Year 2 week 12	Activity	Suggestions
Phonics Please do daily Tricky spellings weight volume	<ear> for air sound	<u>Learn these spellings a few every day.</u> teddybear swear wear pear tearing underwear <b>Check you know what all these words mean.</b>
<b>Literacy. writing.</b> As a starter, write the alphabet as a list in Capitals. Now think of a person's name for each letter then think of something they might own. Eg Amy's armchair Billy's blue ball Connor's costume	<b>Apostrophe (s)</b> Use apostrophe (s) after each name to show that the next word is something belonging to that person. <b>Starting a diary. On p9 of this document, is a blank diary page. If you can't print it out, you can make one on paper.</b>	Every day this week I would like you to write a sentence using a person and a possession and <u>remember the apostrophe (s).</u> Eg I like looking at Scarlett's special rubbers that smell of ice-cream. I enjoyed playing at Ralph's house.
Literacy. reading <b>Please read daily.</b>	Go on an apostrophe hunt through your book	Write down the names and their possessions in your book E.g. p12 mum's handbag
Useful website to support this learning	<a href="https://www.bbc.co.uk/bitesize/topics/zvwwxnb/articles/zhe0tv4">https://www.bbc.co.uk/bitesize/topics/zvwwxnb/articles/zhe0tv4</a> 	<b>This is a super challenging quiz for punctuation. Although there are some tricky questions, we have covered all these aspects in the past few weeks so with a hard think, you may know the answers. Fingers crossed and remember to learn from your mistakes so you then learn the correct answer. Well done.</b>

## Year 2 week 12

## Activity

## Suggestions

### Numeracy

This week the focus is on 2d and 3D shape.

Key words.

face

vertices

edge

Fractions and geometry

\*I have e-mailed parents the sheets to accompany this teaching. It's titles Y2 week 8 white rose\*\*

**There is no better maths learning this week than the white rose which has tied up with BBC bitesize and now has a daily plan.**

Every week white rose have a Y2 activity and mathematical enquiry suitable for you to extend your child's understanding. Go to. <https://whiterosemaths.com/homelearning/>

### Science.

**The world's largest steel structure**



The Bird's Nest is the world's largest steel structure and was built in China for the 2008 Olympic Games. It is made out of 26 miles of steel.

Use strips of paper, card or wool to create your own birds nest style building. You might like to search for photos of the 'Birds nest' to help you with your design. WHAT DO YOU NOTICE? How did you get the structure to stay up? What holds it together? Is there a better way of doing this? What materials were the most effective for your model? Why do you think this?

**Something very creative!**

**Spotting snail families!**



**After it has been raining have a look in the garden or out on the local paths. Can you see any snails?**

**Have a look at the patterns on their shells? What do you notice? Are there any with similar patterns? Snail shell patterns are inherited from their parents. Can you find a possible family of snails? How many different shell patterns can you spot?**

Week beginning



9	13	20
15	3	11
10	2	14

1	14	18
9	16	8
5	12	19

8	17	11
19	6	16
10	2	13


4	12	15
17	13	3
7	20	14

5	20	15
12	6	18
4	11	17

⊕	1	16	18
	19	10	9
	7	15	18

Monday	<hr/> <hr/>
Tuesday	<hr/> <hr/>
Wednesday	<hr/> <hr/>
Thursday	<hr/> <hr/>
Friday	<hr/> <hr/>

These are some of the efforts other people have created. I don't think they will be as creative as yours.



# My Phase 3 Sound Mat

j



v




w



x



y



z



zz



qu



ch



sh



th




ng



ai



ee



igh



oa



oo



oo



ar



or



ur



ow



oi



ear



air



ure



Pure

er





Curraghs  
Wildlife  
Park

# Call of the Wild

Issue Seven

Just when it seemed like the Wildlife Park would be closed all summer, it was a nice surprise when we were told by the government that we could open on 30th May! There are lots of rules to follow, to ensure that our visitors can keep their distance and not pick up corona virus by touching things. So it has been quite a rush - putting up barriers, hand sanitisers, and one-way signs! For the moment only members of the Wildlife Park can come, but it won't be too long until everyone is welcome again.

## Animals and their keepers happy to see visitors!



Our pelicans love to be the centre of attention, and visitors love to come to watch them get fed. BUT ... gathering people together is a big no-no just for now. So the keepers don't stick to exact feed times anymore. This couple are called Mark, Mairie, and their little baby girl is called Solene. They were thrilled when Keeper Bernie just happened to turn up with the

pelicans' fish whilst they were there. Little Solene seems to be fascinated, doesn't she!

## New Announcement!!

We expected that the jumping pillow would have to remain shut for now. But you will be excited to hear that from today (Tuesday 2nd June) it is OPEN!!



Which animal?  
Unscramble the letters to find out!

a b o s n o t t c r i c o r  
d r e d a p n a  
u m e



## Riddle Time

My wings are strong  
With them I fly  
But through the ocean  
Not the sky  
I'm a p \_\_\_\_\_

I'm a colourful bird  
And quite clever too  
Cracking nuts in my beak  
Is so easy to do  
I'm a p \_\_\_\_\_

I'm the spiciest rodent  
You'll ever see  
Crunching on root veggie's  
For my tea  
I'm a p \_\_\_\_\_

I stalk, I swim  
And with a swish  
Quick as lightning  
I grab a fish  
I'm a f \_\_\_\_\_ c \_\_\_\_\_

## Whose dinner?

Clue: these birds have a sharp beak to crack tough nuts and seeds



Long, powerful arms to stretch out and swing through the branches. This type of movement is called brachiating (say it like brak-ee-ate-ing)

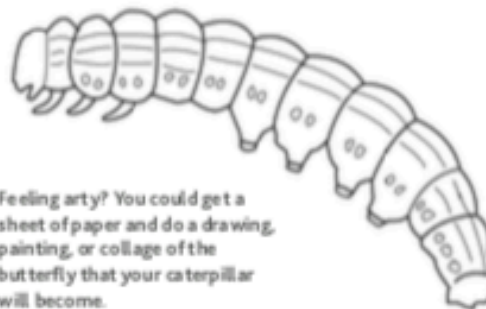


**Nooo!** Silvery gibbons are an endangered species because their forests have been chopped down by humans. They could soon be extinct in the wild.



## Colour in the Caterpillar

What colour will your caterpillar be? You could make it a colour that will help it to camouflage in the garden - or make it bright and colourful to warn off hungry predators!



Feeling arty? You could get a sheet of paper and do a drawing, painting, or collage of the butterfly that your caterpillar will become.

Write the following in the right order	1)
caterpillar	2)
butterfly	3)
chrysalis	4)

"Curraghs Wildlife Park Education" has a YouTube Channel - check it out!

To get in touch, email: [Liz.Brunswick@gov.ie](mailto:Liz.Brunswick@gov.ie)

## Animal of the Week

### Silvery Gibbon

Sometimes people make the mistake of saying that gibbons are monkeys. They are not - gibbons are apes. Apes do not have tails - a clue that they are even more closely related to humans than monkeys! As you might expect from our close cousins, they are very clever!

#### Habitat

The tree canopy in the tropical rainforests of the island of Java

#### Food in the Wild

They eat a variety of fruit that grows in the upper part of the forest

#### Superpower

With their strong arms they can swing through the branches at speed

Cut out and keep me



ANSWERS

1) egg 2) caterpillar 3) butterfly 4) chrysalis  
Which animal? Unscramble the letters to find out!  
a b o s n o t t c r i c o r  
d r e d a p n a  
u m e











