

**Work will be shared and updated weekly during term time via the school web site for the parent to access.**

**Welcome to week 11. Good morning Ballaugh! I have visited the school a couple of times in the last few days and it was so wonderful to see the plants starting to grow in the plots and all the birds were busy singing and nesting in the trees. I came home last night to see 2 very exciting new photos in my in-box. Sim has cleaned all the copper coins in his house and Arthur has found a terrapin in the pond at Ballaugh plantation. Has anyone else seen this?**

**Yesterday, I made some notes for other people to read. I wrote names and a little note on India's and Joseph's sandwiches so they didn't get confused (India doesn't eat roast beef but Joseph does) and a note asking for washing in dark colours to be put by the washer. I hope you have been writing lots of notes or reading any left for you.**

**I am also hoping that the rocket was launched on Saturday and you got to see the space station too. I do have a new challenge for this week.....my total on Whack a Mole has been beaten Y2.....I may try and challenge myself to beat the new record!**

**Have a great week you little superstars (and obviously bigger superstars who are helping you with your learning)❤️**

With this increased isolation, this will be an excellent way of spending quality time with your child and will have the maximum educational benefits for their learning and progress. The best feedback is always given soon after a task is completed and is positive in nature.

Please make time to go through the work with your child when they complete it and offer comments and suggestions for improvement as soon as possible.

Below is a timetable which you may find useful to follow.



9.00-9.30	P.E./ physical.	Joe Wicks is live via you-tube @ 9am daily
9.30-10.30	Literacy activity	Use of work set for reading/ diary focus/
10.30-11.00	<b>Break</b>	
11.00-12.00	Numeracy activity	Use of work set for numeracy/ practise
12.00-1.00	<b>Lunch</b>	
1.00- 2.00	Creative activity	Art /DT/ sport/ science
2.00-3.00	Chill out activity	Board games/ i-pad time/ movie

## Rec week 11

## Activity

## Suggestions

### Phonics letters and sounds

#### Please do daily

Scroll down for list please

Learn along with the letters and sounds daily lesson [https://www.youtube.com/channel/UCP\\_FbjYUP\\_UtldV2K\\_-niWw](https://www.youtube.com/channel/UCP_FbjYUP_UtldV2K_-niWw)

Practising letter blends

It's games day.

Before you play (**board below**) please name all the items and make sure you and your child know the name of the item used (so sh for shirt not top)

In phase 4 there are no new sounds BUT the blends of letters is introduced. These are 2 letters that are joined together eg band = b. a. nd Can you see how the n and d join together. Blends are found at the beginning of words or the end or both!

stop= s. t. o. p

twist=tw. i. st

string=str. i ng

Other blended words are band gift chimp sand sniff green clown swing smell brush think crunch string

### Literacy. writing

Please do daily

Applying blends to the words we write.

Starting a diary.

**On p9 of this document, is a blank diary page. If you can't print it out, you can make one on paper.**

This week I would like you to write a sentence every morning using a word with a word off the games boards in it.

Eg I like to eat a **cherry**.

Remember Capital letter and finger spaces.

### Literacy. reading

Please do daily.

Word wall recognition

Can you read through your reading book every day? Look at the sounds as you read.

Are there any words that are in your book that are on your word wall? **If you need new word walls, please get in touch and I can send them.**

Useful website to support this learning

<https://www.youtube.com/watch?v=pQgJnpE7IL8>

Here is a song to learn where you sing about blends.

## Rec week 11

## Activity

## Suggestions

### Numeracy

**Play Hidden items** Begin by counting out a small number of items. (eg 5) Check to make sure the child knows the number of items. Cover the items with a cloth and let the child see you add 2 more items... how many are there now? 5,.....6,7. This develops a child to move from the concrete (things they can touch & count) into the abstract .

This is an excellent way



**This activity can also be used for subtraction. Make sure the child knows how many cubes there are at the start. Cover them up and this time take some cubes away. Can they work out how many are now hidden We had 5, then 2 were taken away and now there must be 3 left!**

Every week white rose have an early years activity and mathematical enquiry suitable for you to extend your child's understanding. Go to <https://whiterosemaths.com/homelearning/>

### Science.

**Let's see if we can bake ice cream without it melting!**

**Instructions below ↓**

INGREDIENTS FOR BAKED ALASKA; Ready made sponge cake, Jam, Vanilla ice cream, 3 egg whites, 175g caster sugar, 1/2 tea spoon cream of tartar <https://www.youtube.com/watch?v=56Dyf62xlz8>

**WHAT DO YOU NOTICE?**

**What do you think will happen to the ice cream?**

**Why do you think this?**

**How could anything different happen?**


**After the experiment.....why didn't the ice cream melt? See below for the science**

### Something very creative!

When I was little and then when my boys were young too, we all used to enjoy looking at and learning about flags from different countries. Think about all the countries you know from people's holidays and places on the TV, can you learn the flags?



Below are a sheet of flags from some countries in the world. Can you find the country the flag is from if you have an atlas or a globe? If you print out 2 copies of this sheet you can play a matching game. **How many flags can you see either on the TV or if you are in the car travelling for your exercise?** What does the IOM flag mean? Look at the colours on the flags as you learn them. Which are your favourite flags? Can you explain why?

Year 1 week 11	Activity	Suggestions
<p><u>Phonics</u> Please do daily <u>Revise tricky words</u> their always of</p>	<p>ur words</p>	<p><u>Learn these spellings a few every day</u> Turn nurse turkey purple burger burst burn hurt Thursday</p>
<p><u>Literacy. writing</u> Please do daily what when why who which where do did</p>	<p>Question words <b>Starting a diary. On p9 of this document, is a blank diary page. If you can't print it out, you can make one on paper.</b></p>	<p>Every day this week I would like you to ask a question and then punctuate your sentence with a question mark Eg <b>What</b> will be for tea today?</p>
<p><u>Literacy. reading</u> Please read daily (If you need next level reading words, please just ask)</p>		<p><a href="https://www.booktrust.org.uk/books-and-reading/have-some-fun/storybooks-and-games/rumble-in-the-jungle/">https://www.booktrust.org.uk/books-and-reading/have-some-fun/storybooks-and-games/rumble-in-the-jungle/</a></p> <p>Read along with Rumble in the Jungle from World book day if you choose the read along with top tips, there are some great challenges to enjoy on every page. 👍</p>
<p>Useful website to support this learning Practise the correct use of ?</p>	<p><a href="https://www.roythezebra.com/reading-games/question-mark-1.html">https://www.roythezebra.com/reading-games/question-mark-1.html</a> <i>Skip the advert to play</i></p>	<p><b>You will love this game. You need to read both sentences. One of them is a question so you will need to drag the question mark to the correct sentence. If you are right, you can move the tools to Zed's shed! Look what he makes!</b></p>

# Year 1 week 11

# Activity

# Suggestions

## Numeracy

This week you start by reciting counting in 2's, 5's and 10's. How high can you go?

Can you go all the way unto 100?

If you find this work rather straight forward, then please follow the alternative plans as they will provide a much greater challenge to your understanding and learning,

Multiplication and division  
Week 7

\*I have e-mailed parents the sheets to accompany this teaching. It's titled Y1 week 7 white rose\*\*

**There is no better maths learning this week than the white rose which has tied up with BBC bitesize and now has a daily plan.**

Every week white rose have a Y1 activity and mathematical enquiry suitable for you to extend your child's understanding. Go to <https://whiterosemaths.com/homelearning/>

## Science.

**Let's see if we can bake ice cream without it melting!**

**Instructions below ↓**

INGREDIENTS FOR BAKED ALASKA; Ready made sponge cake, Jam, Vanilla ice cream, 3 egg whites, 175g caster sugar, 1/2 tea spoon cream of tartar <https://www.youtube.com/watch?v=56Dyf62xlz8>

**WHAT DO YOU NOTICE?**

**What do you think will happen to the ice cream?**

**Why do you think this?**

**How could anything different happen?**

**After the experiment.....why didn't the ice cream melt? See below for the science**

## Something very creative!

When I was little and then when my boys were young too, we all used to enjoy looking at and learning about flags from different countries. Think about all the countries you know from people's holidays and places on the TV, can you learn the flags?



Below are a sheet of flags from some countries in the world. Can you find the country the flag is from if you have an atlas or a globe? If you print out 2 copies of this sheet you can play a matching game. **How many flags can you see either on the TV or if you are in the car travelling for your exercise?** What does the IOM flag mean? Look at the colours on the flags as you learn them. Which are your favourite flags? Can you explain why?

Year 2 week 11	Activity	Suggestions
Phonics Please do daily Tricky spellings.millilitre and litre	<are> for air sound	<u>Learn these spellings a few every day.</u> care hare share scare square nightmare flare bare dare compare <b>Check you know what all these words mean.</b>
<b>Literacy. writing.</b> Please do daily. A prefix is one or more syllables added at the beginning of a word to change its meaning such as (un) happy There are many prefixes, but these are some of the most useful ones un dis mis im re sub	Prefixes <b>Starting a diary. On p9 of this document, is a blank diary page. If you can't print it out, you can make one on paper.</b>	Every day this week I would like you to write a sentence using a word and then the same word with a prefix. You may need 2 sentences for this.  Eg It is <b>possible</b> that I can do a front flip on the trampoline now, but my dad told me that it's <b>impossible</b> for him.
Literacy. reading <b>Please read daily.</b>	Choose a prefix (eg un ) and see if there are words with it in your reading book. Spot them, read them and learn them.	Look for words in your reading books with prefixes on them.
Useful website to support this learning	<a href="https://www.bbc.co.uk/bitesize/topics/z8mxrwx/articles/z9hjwxs">https://www.bbc.co.uk/bitesize/topics/z8mxrwx/articles/z9hjwxs</a>	<b>This is a super series of clips and a little quiz to help you understand the meaning of many prefixes. If you know 'un' means 'not' then you can use this throughout your grammar learning/ reading development to know that undecided means you can't make a decision. Remember it is always better to understand <u>why</u> something happens rather than just accept it.</b>

## Year 2 week 11

## Activity

## Suggestions

### Numeracy

This week there is a slight repetition of some work that you may be very confident with and zoom through. If this is the case, please look at the 'alternative' plans which will stretch and challenge you more.

Fractions and geometry

\*I have e-mailed parents the sheets to accompany this teaching. It's titles Y2 week 7 white rose\*\*

**There is no better maths learning this week than the white rose which has tied up with BBC bitesize and now has a daily plan.**

Every week white rose have a Y2 activity and mathematical enquiry suitable for you to extend your child's understanding. Go to. <https://whiterosemaths.com/homelearning/>

### Science.

**Let's see if we can bake ice cream without it melting!**

**Instructions below ↓**

INGREDIENTS FOR BAKED ALASKA; Ready made sponge cake, Jam, Vanilla ice cream, 3 egg whites, 175g caster sugar, 1/2 tea spoon cream of tartar <https://www.youtube.com/watch?v=56Dyf62xlz8>

**WHAT DO YOU NOTICE?**

**What do you think will happen to the ice cream?**

**Why do you think this?**

**How could anything different happen?**

**After the experiment.....why didn't the ice cream melt? See below for the science**

**Something very creative!**



Below are a sheet of flags from some countries in the world. Can you find the country the flag is from if you have an atlas or a globe? If you print out 2 copies of this sheet you can play a matching game. **How many flags can you see either on the TV or if you are in the car travelling for your exercise?** What does the IOM flag mean? Look at the colours on the flags as you learn them. Which are your favourite flags? Can you explain why?



**Children often** enjoy hiding games, especially if they involve gems, jewels or golden coins!

**Adults could** provide 'hide and reveal' games that prompt children to subitise or see the number of the group without counting.

### **The Activity**

Put three bowls over one, two and three jewels.

Quickly lift and replace one bowl and challenge children to say how many there are.

Swap the bowls around rapidly for a minute. When you stop, can they point to the bowl with three? Lift the bowl and see if children can instantly say whether they are right.

### **Encouraging mathematical thinking and reasoning:**

#### **Describing**

Can you see how many there are?

How did you see them?

#### **Reasoning**

How did you know there were three?

#### **Opening Out**

Can you make some different patterns with four jewels?

How can you arrange five jewels so you can quickly see there are five?

#### **Recording**

Draw, stamp, sticker or take a photo for your favourite patterns for 5.

Week beginning

Monday

---

---

---

Tuesday

---

---

---

Wednesday

---

---

---

Thursday

---

---

---

Friday

---

---

---




# SCIENCE SPARKS

## BAKED ALASKA



Science

How can you put ice cream in a hot oven without it melting? Cover it with meringue! A Baked Alaska looks and tastes amazing. The secret is to cook it for just long enough to bake the meringue but not enough to melt the ice cream. The ice cream stays frozen because meringue and sponge cake are full of air bubbles and so don't conduct heat very well. They insulate the ice cream from the heat of the oven!



### Instructions

Preheat the oven to 200 °C.

Slice the cake so you have five 1cm thick slices and place each on a baking sheet. Spread a thin layer of jam on top of each slice.

To make the meringue whisk the egg whites until they form stiff peaks, slowly add half the sugar and cream of tartar and whisk again. Add the rest of the sugar and whisk again until the meringue looks thick and glossy.

Place a scoop of ice cream on top of each sponge cake slice and cover with meringue mixture.

Bake for 3-4 minutes and serve immediately!



### Extension Tasks...







• experiment with different types of cake and ice cream to find your favorite combination!


This activity is taken from **Snackable Science** - available from **AMAZON**









# Roll a digraph







1 dot → ch    2 dots → ch    3 dots → sh  
4 dots → ch    5 dots → sh    6 dots → sh


Start       

























       



# Roll an ending digraph

Rec  
Phonics 2

 → th   
  → sh   
  → Lose turn  
 → ch   
  → ck   
  → Roll again

Start							
							
							
							
							
							
							
							
							

© 2015 The Measured Mom®  
www.themeasuredmom.com



Great Britain



Australia



United States

Something creative!



Italy



France



Russia



Hungary



Kazakhstan



New Zealand



South Korea



China



Netherlands



Germany



Ukraine



Japan

# My Phase 3 Sound Mat

j 	v 	w 	x 	y 	z 	zz 	qu 
ch 	sh 	th 	ng 	ai 	ee 	igh 	oa 
oo 	oo 	ar 	or 	ur 	ow 	oi 	ear 
air 	ure  Pure	er 	 visit <a href="https://www.twinkl.com">twinkl.com</a>				



Curraghs  
**Wildlife  
Park**

# Call of the Wild

Issue Six

There's been squabbling at the Wildlife Park recently! First of all the meerkats started picking on a couple of the younger ones. Perhaps they had been a bit too cheeky with the older members of the gang? We're not sure. And then the macaque monkeys had a big fight when Billy, the boss, had a fight with a younger monkey - and lost. It's all sorted now, but the keepers will be keeping an eye on things.

## Spot Kush!

Kush the panda manages to sneak into this newsletter each week. He's hard to spot - can you find him?

## The chicks are growing up!



At first, a penguin chick looks like a little grey ball of fluff with a beak!

In fact it's really hard to see because it's usually snuggled underneath mum or dad. But then gradually it starts to look more like a proper grown up penguin! The one in the top photo is about 5 weeks old



As it gets older it will learn to swim, but it will be over a year before it has all of its adult feathers. The one shown (left) is around 14 months old. Can you spot how it is different from its mum?

There are now 10 chicks at the Wildlife Park!

Which animal?  
Unscramble the letters to find out!  
q u i r s l e r y o m n e k  
h a r e  
m a f l o g i n



## Whose dinner?

Hmm, which noisy bird from down under is getting 3 dead mice for dinner today? Yum yum!

## Does it Add Up?

$$\begin{aligned} & \text{3 birds} + \text{3 birds} + \text{3 birds} = 21 \\ & \text{1 kangaroo} + \text{1 bird} + \text{1 kangaroo} = 17 \\ & \text{1 penguin} + \text{1 kangaroo} + \text{1 penguin} = 11 \\ & \text{1 penguin} + \text{1 kangaroo} + \text{1 bird} = ? \end{aligned}$$

Tough bristly mane protects the tapir's neck from jaguar bites!

Thick skin protects from bites and scratches


Small deep set eyes are protected from thorns and branches

short stubby tail

Long bendy nose can reach up to pick leaves to eat

When swimming underwater the tapir can stick his nose out like a snorkel!

Four toes on each front foot and three on each back foot



**! Nooo!** Brazilian tapirs are classed as "vulnerable" which means they might soon be an endangered species. This is because of hunting and because their forests are being cut down-



## Sniff out the Carrot!

Ooh, that's a juicy carrot! Can you help Archie the agouti to reach it?



Check out Education staff Liz and Eleanor showing you snakes, bugs and more! Find "Curraghs Wildlife Park Education" on YouTube

To get in touch, email: [Liz.Brunswick@gov.im](mailto:Liz.Brunswick@gov.im)

## Animal of the Week

### Brazilian Tapir

Sometimes people think that tapirs are a type of wild pig, but they are wrong! Tapirs are actually related to horses and rhinoceroses.

A mother tapir hides her baby calf in the bushes for safety while she goes in search of food. Babies have a stripy pattern for camouflage - Google "baby tapir" to see this.

### Habitat

From the tropical forests of South America, they live on the forest floor

### Food in the Wild

They are plant eaters (herbivores). They eat mainly leaves, also roots and fruit

### Superpower

They can swim underwater to escape from jaguars, using their nose as a snorkel

Cut out and keep me

## Brazilian Tapir



answers

Which animal: squirrel monkey; thea; hamango  
Does it add up? = 18 Whose dinner? kookaburra





