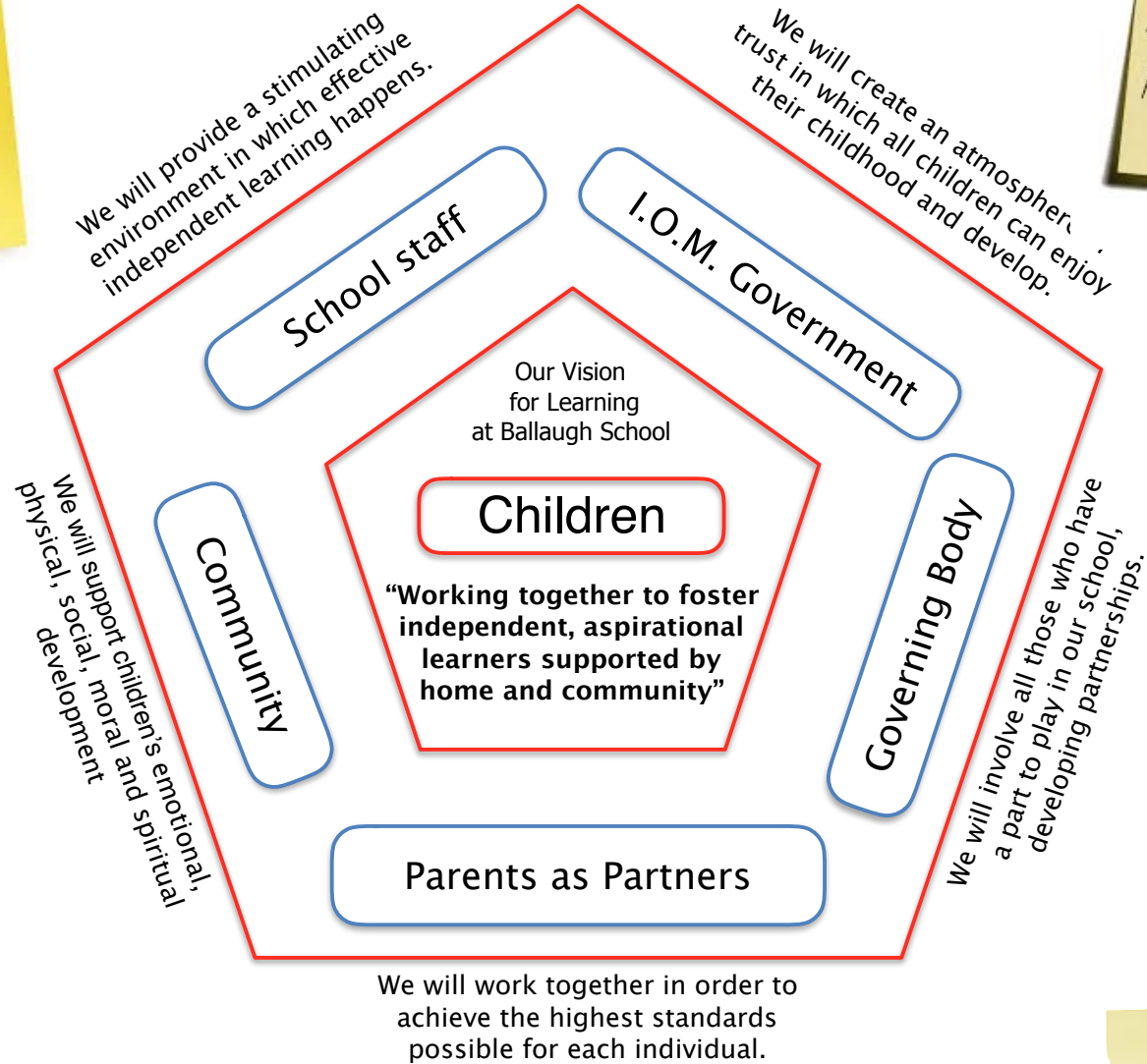


I hope your day  
is as special as your  
smile!



Little  
Messages



You are  
beautiful!



Thank  
you!



**Work will be shared and updated weekly during term time via the school web site for the parent to access.**

**Welcome to week 10.** Hello everybody. Thank you so much for all your photographs of all your learning out and about. It's been exciting to hear how many of you have enjoyed learning to tell the time and following your learning into areas that interest you. This is how we all learn. If you love your garden, then making a pond is a super way to learn how to measure, we use similar skills with baking. When you love the farm then folding fleeces and learning about tractors is a super way of developing skills that are both useful and fun. All these new skills help your brain grow. I have seen so much fun going on in photographs at the beach at Ballaugh and the plantation. There is so much learning to be done where you live, your brain muscles will be growing all the time.

I have included some little acts of kindness you can add to your active learning this week....**I'm off to write my little messages for everybody now. I wonder what I will say to everybody? I will take photos and post next week**

With this increased isolation, this will be an excellent way of spending quality time with your child and will have the maximum educational benefits for their learning and progress. The best feedback is always given soon after a task is completed and is positive in nature.


Please make time to go through the work with your child when they complete it and offer comments and suggestions for improvement as soon as possible.

Below is a timetable which you may find useful to follow.




9.00-9.30	P.E./ physical.	Joe Wicks is live via you-tube @ 9am daily
9.30-10.30	Literacy activity	Use of work set for reading/ diary focus/
10.30-11.00	<b>Break</b>	
11.00-12.00	Numeracy activity	Use of work set for numeracy/ practise
12.00-1.00	<b>Lunch</b>	
1.00- 2.00	Creative activity	Art /DT/ sport/ science
2.00-3.00	Chill out activity	Board games/ i-pad time/ movie

Rec week 10	Activity	Suggestions
<p><u>Phonics letters and sounds</u></p> <p><u>Please do daily</u></p> <p>Scroll down for list please</p> <p>Learn along with the letters and sounds daily lesson <a href="https://www.youtube.com/channel/UCP_FbjYUP_UtldV2K_-niWw">https://www.youtube.com/channel/UCP_FbjYUP_UtldV2K_-niWw</a></p>	<p><b>We are looking at moving onto phase 4 if you are ready</b></p> <p><u>Please don't be concerned if you need a few more weeks to go over the phase 3. Look back on previous weeks and repeat the activities and focus.</u></p> <p><b><u>This week go through your reading book and look for letter blends</u></b></p>	<p>In phase 4 there are no new sounds BUT the blends of letters is introduced. These are 2 letters that are joined together eg band = b. a. nd Can you see how the n and d join together. Blends are found at the beginning of words or the end or both!</p> <p>stop= s. t. o. p twist=tw. i. st string=str. i ng</p> <p>Other blended words are band gift chimp sand sniff green clown swing smell brush think crunch string</p>
<p><u>Literacy. writing</u></p> <p>Please do daily</p> <p>Applying blends to the words we write.</p>	<p>Starting a diary.</p> <p><b>On p9 of this document, is a blank diary page. If you can't print it out, you can make one on paper.</b></p>	<p>This week I would like you to write a sentence <u>every morning</u> using a word with a blend in it.</p> <p>Think of a short sentence with the chosen word in &amp; see if you can write it all.</p> <p>Eg <b>Stop</b> it dad.</p> <p>Remember Capital letter and finger spaces.</p>
<p><u>Literacy. reading</u></p> <p>Please do daily.</p>	<p>Word wall recognition</p>	<p>Can you read through your reading book every day? Look at the sounds as you read.</p> <p>Are there any words that are in your book that are on your word wall? <b>If you need new word walls, please get in touch and I can send them.</b></p>
<p><u>Useful website to support this learning</u></p>	<p><a href="https://www.ictgames.com/mobilePage/bingo/index.html">https://www.ictgames.com/mobilePage/bingo/index.html</a></p>	<p>Choose either phase 3 or phase 4. The list of words to be included will come in a list on the right hand side of the screen. Then press go to enjoy the game.</p>

Rec week 10	Activity	Suggestions
<p><b>Numeracy</b>  <b>Play Construction (as subtraction)</b>            Begin by <b>making a tower</b> with 10 cubes. Roll a dice and then take that number of cubes away. Remember to say "<b>first</b> I had 10, <b>then</b> I lost 4 <b>now</b> I have 6.    <math>10-4=6</math>"</p>	<p>This is an excellent clip to watch after you have played your game. Follow the math with cubes or objects. You will need to pause the clip whilst you follow the math  <a href="https://www.youtube.com/watch?v=qyNwQq1Jkas">https://www.youtube.com/watch?v=qyNwQq1Jkas</a></p>	<p><b>This week is subtraction week. Remember the words First I had..... then..... now I have.....</b>  <b>Using these sentences helps us relate maths to everyday problem solving. Well done superstars.</b>  <b>Use a number line and count backwards to check.</b></p> <p>Every week white rose have an early years activity and mathematical enquiry suitable for you to extend your child's understanding. Go to <a href="https://whiterosemaths.com/homelearning/">https://whiterosemaths.com/homelearning/</a></p>
<p><b>Science.</b>  <b>Let's make our treasure shine!</b>  <b>You will need 2p &amp; 1p coins, salt, vinegar and a clock or watch to time 5 minutes.</b></p>	<p>How to clean coins</p> <ol style="list-style-type: none"> <li>1. Put about a teaspoon of salt into a bowl</li> <li>2. Add about 50mls of vinegar and stir to dissolve the salt.</li> <li>3. Leave the coins (2p 1p) in the vinegar and salt solution for 5 minutes.</li> </ol>	<p><b>WHAT DO YOU NOTICE?</b>  <b>What are 1p and 2p coins made out of? (copper)</b>  <b>What has changed?</b>  <b>How do you think this has happened?</b>  <b>Would this work with other coins? Why/ why not?</b>  <b>See below for the science</b></p>
<p><b>Something very creative!</b>            Let's remind everybody how much we love them by following these suggestions.👉  </p>	<p>Acts of kindness</p>	<p>Can you hide little messages around the house for others to find.            What will you write for whom?            Help make tea. What will you need?            Recycle paper. Try to be as inventive and creative as you can with it!            Make your bed. Can you make it really posh?            Can you draw a picture for a friend, neighbour or family member?</p>

Year 1 week 10	Activity	Suggestions
<u>Phonics</u> Please do daily <u>Revise tricky words</u> .two four goes does made their always	ir words	<u>Learn these spellings a few every day</u> dirt stir sir third thirty thirsty bird birthday  When is your birthday?(this is something useful to know)
<u>Literacy. writing</u> Please do daily Write a sentence in the speech marks from last week but DON'T use the word said.	NOT using said <b>Starting a diary. On p9 of            this document, is a blank            diary page. If you can't            print it out, you can make            one on paper.</b>	Every day this week I would like you to put in speech marks AND use an exciting word for said. E.g. "It's tea time!" Mum called to everyone. <b>Useful alternatives are.....</b> asked replied called shouted cried whispered explained yelled muttered answered roared cried
<u>Literacy. reading</u> <u>Please read daily</u> (If you need next level reading words, please just ask)		<a href="https://www.youtube.com/watch?v=egzPMjJlh20&amp;feature=youtu.be">https://www.youtube.com/watch?v=egzPMjJlh20&amp;feature=youtu.be</a>  Read along with Little Red Riding Hood from World book day
Useful website to support this learning	<a href="http://resources.hwb.wales.gov.uk/VTC/20050218/English/Keystage2/Writing/alternati/introduct/default.htm">http://resources.hwb.wales.gov.uk/VTC/20050218/English/Keystage2/Writing/alternati/introduct/default.htm</a>	<b>You may need to 'use flash player once' for this to work.</b> <b>It is tricky to complete this on your own, but great with an adult supporting you. There are some super ideas for alternative words to 'said'</b>

Year 1 week 10	Activity	Suggestions
<p><b>Numeracy</b></p> <p>This week you start by measuring mass and then comparing volume and capacity. Mass is how much something weighs, volume is the space taken up by an object, capacity refers to the amount of substance.</p>	<p>Length, height capacity and mass</p> <p>*I have e-mailed parents the sheets to accompany this teaching. It's titles Y1 week 6 white rose**</p>	<p><b>There is no better maths learning this week than the white rose which has tied up with BBC bitesize and now has a daily plan.</b></p> <p>Every week white rose have a Y1 activity and mathematical enquiry suitable for you to extend your child's understanding. Go to <a href="https://whiterosemaths.com/homelearning/">https://whiterosemaths.com/homelearning/</a></p>
<p><b>Science.</b></p> <p><b>Let's make our treasure shine!</b></p> <p><b>You will need 2p 1p coins, salt, vinegar and a clock or watch to time 5 minutes.</b></p>	<p>How to clean coins</p> <ol style="list-style-type: none"> <li>1. Put about a teaspoon of salt into a bowl</li> <li>2. Add about 50mls of vinegar and stir to dissolve the salt.</li> <li>3. Leave the coins (2p 1p) in the vinegar and salt solution for 5 minutes.</li> </ol>	<p><b>WHAT DO YOU NOTICE?</b></p> <p><b>What are 1p and 2p coins made out of? (copper)</b></p> <p><b>What has changed?</b></p> <p><b>How do you think this has happened?</b></p> <p><b>Would this work with other coins? Why/ why not?</b></p> <p><b>See below for the science</b></p>
<p><b>Something very creative!</b></p> <p>Let's remind everybody how much we love them by following these suggestions.👉</p> <p>❤️❤️❤️❤️❤️❤️❤️❤️</p>	<p><b>Acts of kindness</b></p>	<p>Can you hide little messages around the house for others to find.</p> <p>What will you write for whom?</p> <p>Help make tea. What will you need?</p> <p>Recycle paper. Try to be as inventive and creative as you can with it!</p> <p>Make your bed. Can you make it really posh?</p> <p>Can you draw a picture for a friend, neighbour or family member?</p>


Year 2 week 10	Activity	Suggestions
Phonics Please do daily Tricky spellings.gram kilogram	Silent (c)	<u>Learn these spellings a few every day.</u> scent crescent scenic scissors scenery scene science muscle Are there other words which have this sound?
<b>Literacy. writing.</b> Please do daily.  There are a couple of short sentences to practise below. The more you read, the easier you can see mistakes. Your brain just starts to 'see' its wrong!	Proofreading a story <b>Starting a diary. On p9 of this document, is a blank diary page. If you can't print it out, you can make one on paper.</b>	Every day this week I would like you to write about your day independently. Try hard to think about spellings, formation of letters, sounds in words and punctuation as you write. When you have finished, become a teacher. Look at your writing and correct it. Look at the spellings, letters and sounds and the punctuation. Correct it. Does it look right now?
Literacy. reading <b>Please read daily. Magpie</b> 	Write out or copy great words that help give your reading book detail.	As you are busy with your books this week, look for the exciting words. They aren't always long words, just interesting. 'Magpie' them.
Useful website to support this learning	<a href="https://www.ictgames.com/mobilePage/shiftingShapes/index.html">https://www.ictgames.com/mobilePage/shiftingShapes/index.html</a>	<b>This is a Y2 numeracy 2D shape refresher. (We haven't learned about shape for a little while~ it's been bothering me!) Move the torch around the shape and use your understanding of the properties of shape to work out what it is. Remember to count the sides and the corners!</b>

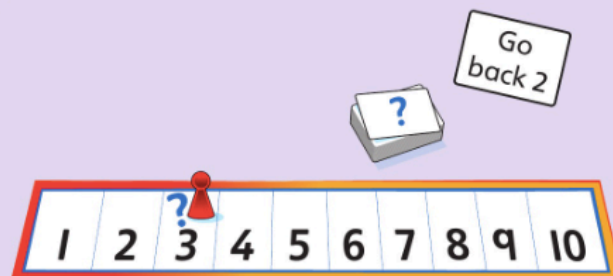


Year 2 week 10	Activity	Suggestions
<p><b>Numeracy</b></p> <p>This week is another week of sessions we have spent time learning in class. You should understand the link now between multiplication and division.</p>	<p><b>Multiplication and division</b></p> <p>*I have e-mailed parents the sheets to accompany this teaching. It's titles Y2 week 6 white rose**</p> <p>There is some time work below to keep you upto date with that too.</p>	<p><b>There is no better maths learning this week than the white rose which has tied up with BBC bitesize and now has a daily plan.</b></p> <p>Every week white rose have a Y2 activity and mathematical enquiry suitable for you to extend your child's understanding. Go to. <a href="https://whiterosemaths.com/homelearning/">https://whiterosemaths.com/homelearning/</a></p>
<p><b>Science.</b></p> <p><b>Let's make our treasure shine!</b></p> <p><b>You will need 2p 1p coins, salt, vinegar and a clock or watch to time 5 minutes.</b></p>	<p>How to clean coins</p> <ol style="list-style-type: none"> <li>1. Put about a teaspoon of salt into a bowl</li> <li>2. Add about 50mls of vinegar and stir to dissolve the salt.</li> <li>3. Leave the coins (2p 1p) in the vinegar and salt solution for 5 minutes.</li> </ol>	<p><b>WHAT DO YOU NOTICE?</b></p> <p><b>What are 1p and 2p coins made out of? (copper)</b></p> <p><b>What has changed?</b></p> <p><b>How do you think this has happened?</b></p> <p><b>Would this work with other coins? Why/ why not?</b></p> <p><b>See below for the science</b></p>
<p><b>Something very creative!</b></p> <p>Let's remind everybody how much we love them by following these suggestions.👉</p> <p>❤❤❤❤❤❤❤❤❤❤</p>	<p><b>Acts of kindness</b></p>	<p>Can you hide little messages around the house for others to find.</p> <p>What will you write for whom?</p> <p>Help make tea. What will you need?</p> <p>Recycle paper. Try to be as inventive and creative as you can with it!</p> <p>Make your bed. Can you make it really posh?</p> <p>Can you draw a picture for a friend, neighbour or family member?</p>



# Think together

1 Where will the  land?




2 Count back 4.



I will use a 

1	2	3	4	5	6	7	8	9	10
---	---	---	---	---	---	---	---	---	----

  
and  to help me.

This looks like  
the game.



Make your own number line this week up to 10. Now, start at 10 and then roll a dice and count back the number. Remember to move before you start your counting.

Where do you think you will end up? Were you right?

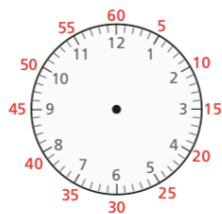
Are your numerals all formed with the correct formation?

My weekly diary by

Week beginning

Monday	<div></div> <div></div> <div></div>
Tuesday	<div></div> <div></div> <div></div>
Wednesday	<div></div> <div></div> <div></div>
Thursday	<div></div> <div></div> <div></div>
Friday	<div></div> <div></div> <div></div>

- 1 Complete the sentences.  
You can use the clock to help you.



- a) There are  minutes in 1 hour.  
b) There are  minutes in half an hour.  
c) There are  minutes in quarter of an hour.  
d) There are  minutes in one and a half hours.

- 2 Complete the table.

60 minutes earlier	Time now	30 minutes later
3 o'clock		half past 4

© White Rose Maths 2020

- 3 Annie and her mum take the bus to Gran's house.

The bus ride takes one hour.



- a) What time will Annie and her mum arrive if the bus leaves at 9 o'clock?

\_\_\_\_\_

- b) Annie and her mum get the bus home.  
They get off the bus at quarter to 2.  
What time did they get on the bus?

\_\_\_\_\_

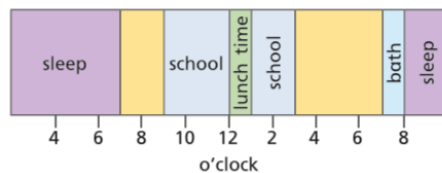
- 4 Amir went to the cinema.



The film started at half past two and lasted for 90 minutes.

What time did the film end? \_\_\_\_\_

- 5 The bar model shows a section of Dexter's day.



- a) What time did Dexter go to bed?  
\_\_\_\_\_  
b) What time did Dexter get up?  
\_\_\_\_\_  
c) What do you think Dexter did between 7 o'clock and 9 o'clock in the morning?  
d) What was Dexter doing at 6 o'clock in the morning?  
\_\_\_\_\_  
e) What could Dexter have been doing at 6 o'clock in the evening?

- 6 Work with a partner to draw a bar model showing your day.

In Phase 4, no new graphemes (a grapheme is a letter or letters that spell a sound in a word) are introduced. The main aim of this phase is to consolidate the children's knowledge and to help them learn to read and spell words which have adjacent consonants, such as trap, string and milk.

### Tricky words

During Phase 4, the following tricky words (which can't yet be decoded) are introduced:

- said
- have
- like
- so
- do
- some
- come
- were
- there
- little
- one
- when
- out
- what

Really useful reception game to support this weeks phonics

**Write all the words out on separate pieces of paper. Turn them over so they are upside down. Choose one of the pieces of paper. Turn it over and read the word.**

**Can you put the word into a full sentence?**

**5** Fill in the missing numbers.

a)  is greater than 57

b)  is less than 41

c)  is greater than 28 but less than 36

d) 65 is greater than

Think about what numbers could go into these number sentences to make them true.  
How many numbers could possibly be true in each box?

**WHY DOES VINEGAR CLEAN COINS?** The reason copper coins dull in the first place, is because copper reacts with oxygen in the air and form a layer of copper oxide which is a dull greenish-grey colour. When you mix the salt (sodium chloride) with the vinegar (acetic acid) you form Sodium acetate and Hydrogen chloride. Hydrogen chloride is a very strong acid and this works well at rapidly cleaning the

**surface of the copper coin leaving it beautifully shiny and removing the oxide.**

If left exposed to the air again , it will quickly react to form the dull greenish copper oxide layer. The Statue of Liberty is coated in a thin layer of copper which has turned green due to reactions with air and water. This explains why the Statue of Liberty is green



# My Phase 3 Sound Mat

j 	v 	w 	x 	y 	z 	zz 	qu 
ch 	sh 	th 	ng 	ai 	ee 	igh 	oa 
oo 	oo 	ar 	or 	ur 	ow 	oi 	ear 
air 	ure  Pure	er 					



. ' ! ? ,  
**Keep  
Calm  
and  
Check  
Punctuation**

**Spelling Mistakes**

1. I luv going to school.
2. She sed she was my friend
3. My dad likes gowing to the football match.

**Missing Word Mistakes**

4. In playground we play football
5. The cave deep and dark

**Grammar Mistakes**

6. Birds was flying in the air high above me.
7. They was very happy when they won the game

**Punctuation Mistakes** (where should the full stop go?)

8. It was very cold outside I wore a coat.
9. The dog growled it was very scary.
10. He is my best friend we both love riding our bikes.









