

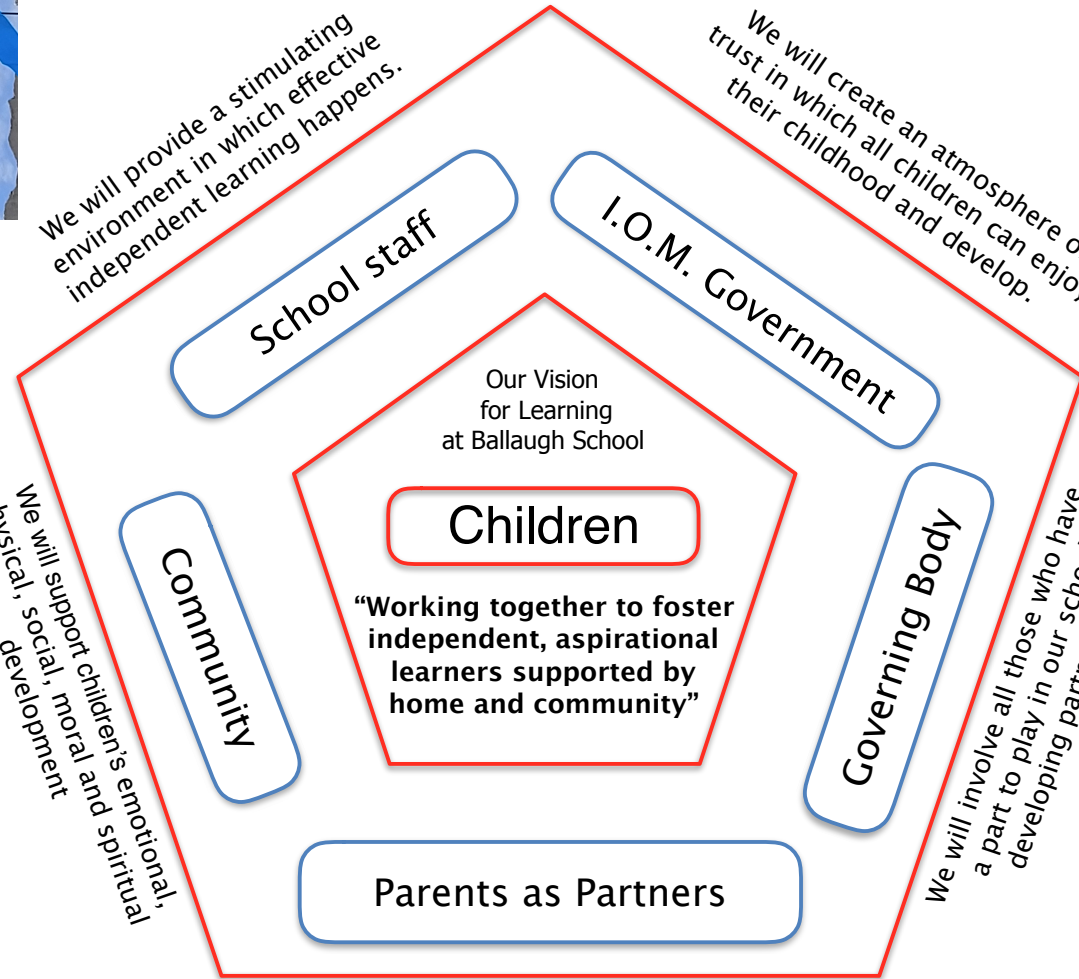


We will provide a stimulating environment in which effective independent learning happens.

We will create an atmosphere of trust in which all children can enjoy their childhood and develop.

We will support children's emotional, physical, social, moral and spiritual development

We will involve all those who have a part to play in our school, developing partnerships.



We will work together in order to achieve the highest standards possible for each individual.

Last Friday, we put up the bunting Amber had made at her primary school to celebrate V.E. day. We also put flags in our back yard and cooked lots of BBQ food that lasted all day long. Look at the lunch I enjoyed. I remembered to take a photo before I had finished it!



**Work will be shared and updated weekly during term time via the school web site for the parent to access.**

**Welcome to week 9.** Hello everybody. This week I received a lovely e-mail from the RSPB. On May 3rd, it was dawn chorus day. This is time when the birds wake up and have their first sing of the day. If you scroll down this link, there is a 10 minute mindfulness video which plays some of the songs. It reminds me when we went hunting the Christmas Robin. Do you remember how much fun that was? I hope you enjoy the clip. (Please click on the link below)

I wonder if any of you can talk to a bird either in your garden, out on the farm or on your daily exercise? I think tasks like this can be more successful with children than grown ups because you understand birds and animals better. If you have a bird in your garden, do you give it a name? Please let me know, I'd love to know this too.

[https://www.rspb.org.uk/reserves-and-events/events-dates-and-inspiration/events/dawn-chorus/?utm\\_source=notes\\_on\\_nature\\_bitesize\\_9May&utm\\_medium=email&utm\\_content=13&utm\\_campaign=covid-19](https://www.rspb.org.uk/reserves-and-events/events-dates-and-inspiration/events/dawn-chorus/?utm_source=notes_on_nature_bitesize_9May&utm_medium=email&utm_content=13&utm_campaign=covid-19)

With this increased isolation, this will be an excellent way of spending quality time with your child and will have the maximum educational benefits for their learning and progress. The best feedback is always given soon after a task is completed and is positive in nature.

Please make time to go through the work with your child when they complete it and offer comments and suggestions for improvement as soon as possible.

Below is a timetable which you may find useful to follow.



9.00-9.30	P.E./ physical.	Joe Wicks is live via you-tube @ 9am daily
9.30-10.30	Literacy activity	Use of work set for reading/ diary focus/
10.30-11.00	<b>Break</b>	
11.00-12.00	Numeracy activity	Use of work set for numeracy/ practise
12.00-1.00	<b>Lunch</b>	
1.00- 2.00	Creative activity	Art /DT/ sport/ science
2.00-3.00	Chill out activity	Board games/ i-pad time/ movie

Rec week 9	Activity	Suggestions
<p><u>Phonics letters and sounds</u>  <u>Please do daily</u>            Scroll down for list please            Learn along with the letters and sounds daily lesson <a href="https://www.youtube.com/channel/UCP_FbjYUP_UtldV2K_-niWw">https://www.youtube.com/channel/UCP_FbjYUP_UtldV2K_-niWw</a></p>	<p><b>We are looking at tricky high frequency words.</b>             resources we use in class. I have also put a level 3 sound mat down here for supporting learning.</p>	<p>Scroll down to the words in this weeks list. These are words that are read and used a lot. They are also words that don't follow the typical sounds for words. Reading these words quickly will help reading become a more fluent task. The brain will 'see' the word and not need to sound it out.            To extend your child, they could learn to spell the word too.</p>
<p><u>Literacy. writing</u>  <u>Please do daily</u>            Applying our tricky HFW</p>	<p>Starting a diary.  <b>On p9 of this document, is a blank diary page. If you can't print it out, you can make one on paper.</b></p>	<p>This week I would like you to write a sentence <u>every morning</u> using one of the words from the list. Think of a short sentence with the chosen word in &amp; see if you can write it all.            Eg <b>My</b> mum and Jack <b>are</b> kind.            Remember Capital letter and finger spaces.</p>
<p><u>Literacy. reading</u>  <u>Please do daily.</u></p>	<p>Word wall recognition</p>	<p>Can you read through your reading book every day? Look at the sounds as you read.            Are there any words that are in your book that are on your word wall? <b>If you need new word walls, please get in touch and I can send them.</b></p>
<p><u>Useful website to support this learning</u></p>	<p><a href="https://www.ictgames.com/mobilePage/hfwBingo/index.html">https://www.ictgames.com/mobilePage/hfwBingo/index.html</a></p>	<p>High Frequency Word phase 3 bingo!</p>

## Rec week 9

## Activity

## Suggestions

### Numeracy

#### Play Construction

Begin by throwing a dice. Make a tower with that number. Let others have a turn. On your next turn remind yourself and others how many are in your tower. Now, roll the dice again and add the new number of cubes. Now how many do you have altogether?

This is an excellent game to reinforce the learning **after** the practical activity  
<https://www.bbc.co.uk/cbeebies/puzzles/numberblocks-adding-up-quiz>

**This week is addition week. Remember the words First I had..... then..... now I have..... Using these sentences helps us relate maths to everyday problem solving. Well done superstars.**

Every week white rose have an early years activity and mathematical enquiry suitable for you to extend your child's understanding. Go to <https://whiterosemaths.com/homelearning/>

### Science.


#### Let's make a wind chime.

(see below for more details)

Collect natural items from outside, maybe while you are on a walk. Pine cones, leaves and sticks all work well. Tie them to a large stick using string or wool so they all hang at similar heights. Now make one with man made items such as keys, beads or small bells. Hang the wind chimes in the garden and listen to the noise.

**WHAT DO YOU NOTICE? Things to talk about ... What different sounds do you hear from your wind chimes? Which chimes make the loudest or quietest sounds? Which chimes sound high pitched and which sound low pitched? To understand the science see below.**

### Something very creative!

I have taken this idea from India who today took a photo of a squished ant that was on our table. We discovered it was on its back and had its arms crossed when we took a very close photograph of it. 

Click!

Can you take a wonderful close up picture with either your camera or a borrowed phone? What can you see on your picture that you've never seen before!

# Year 1 week 9

# Activity

# Suggestions

## Phonics

Please do daily

Revise tricky words. would right two four goes does made once their

er words

Learn these spellings a few every day  
herd term never winter silver summer  
number river woodpecker  
What other words have this sound?

## Literacy. writing

Please do daily

First find a comic or book which has speech bubbles in it. Read the speech in the bubbles. Now draw an animal, what sound would go into the speech bubble?

Using speech marks  
**Starting a diary. On p9 of this document, is a blank diary page. If you can't print it out, you can make one on paper.**

Every day this week I would like you to put in speech marks.  
**You will see how to do this below ↓ I have put 4 slides below to teach you this.**  
e.g. "We need more bread!" Joseph told me.

## Literacy. reading

Please read daily

(If you need next level reading words, please just ask)

### Year 1 and 2 Common Exception Words

Year 1	Year 2
the	door
a	gold
be	hold
once	plant
he	floor
ask	hold
me	told
friend	bath
school	because
she	every
put	great
break	move
no	kind
push	break
go	prove
pull	mind
full	steak
house	improve
our	money
my	behind
sure	pretty
Mr	child
Mrs	beautiful
parents	sugar
Christmas	children
everglody	after
even	eye
	wild
	fast
	could
	climb
	last
	should
	most
	past
	would
	only
	father
	who
	both
	class
	whole
	old
	grass
	any
	cold
	pass
	many

Look through the common exception words for Y1. If you practise them daily, you will become faster at this. If you really want to push yourself, see how many you can read on the Y2 list.

**The list is below ↓**

(you're not expected to read this!! 😊)

Useful website to support this learning

<https://www.bbc.co.uk/bitesize/topics/zvwxnb/articles/ztcp97h>

**This is an excellent clip on BBC bitesize. When you have watched it (I would do this more than once), there is a quiz that you will enjoy if you scroll down the page.**



## Year 1 week 9

## Activity

## Suggestions

### Numeracy

When we write measures down, we use standard units so Molly's 5kg is the same as mine.

We measure length in centimetres and 100 centimetres make 1 metre. We write this as cm or m. Which other units can you see on things?

Length, height capacity and mass

**See if you answer these questions**

- 1. How tall is everyone in your house? Can you measure in m and cm.**
- 2. Choose 3 empty tubs of different shapes. Which one do you think will hold more water?**

**Use a jug and check if you are correct.**

**There is no better maths learning this week than the white rose which has tied up with BBC bitesize and now has a daily plan.**

Every week white rose have a Y1 activity and mathematical enquiry suitable for you to extend your child's understanding. Go to <https://whiterosemaths.com/homelearning/>

### Science.

### Let's make a wind chime.


(see below for more details)

Collect natural items from outside, maybe while you are on a walk. Pine cones, leaves and sticks all work well. Tie them to a large stick using string or wool so they all hang at similar heights. Now make one with man made items such as keys, beads or small bells. Hang the wind chimes in the garden and listen to the noise.

**WHAT DO YOU NOTICE? Things to talk about ... What different sounds do you hear from your wind chimes? Which chimes make the loudest or quietest sounds? Which chimes sound high pitched and which sound low pitched?**


**To understand the science see below.**

### Something very creative!

I have taken this idea from India who today took a photo of a squished ant that was on our table. We discovered it was on its back and had its arms crossed when we took a very close photograph of it. 

Click!

Can you take a wonderful close up picture with either your camera or a borrowed phone? What can you see on your picture that you've never seen before!

Year 2 week 9	Activity	Suggestions
Phonics Please do daily Tricky spellings.centimetre metre	Silent (h)	<u>Learn these spellings a few every day.</u> hour ghost rhyme rhythm honest rhinoceros rhubarb John rhombus Are there other words which have this sound?
<b>Literacy. writing.</b> Game below↓ Please do daily <u>If the letter before a y in a word is a vowel, then you make the plural by adding (s) so boy becomes boys. If the letter before the y is a consonant, then the plural has (ies) so daisy becomes daisies</u>	Plurals (s) (ies) *Plurals are more than 1* <b>Starting a diary. On p9 of this document, is a blank diary page. If you can't print it out, you can make one on paper.</b>	Every day this week I would like you find a plural word in your book that ends in s or ies and put it into a sentence of your own. See if the rule on the left is right for your example←. She ran for days.✓ <b>the letter before s is a vowel</b> Dad always helped drive me to parties ✓ <b>the letter before s is a consonant.</b> I will tidy my toys.✓ <b>the letter before s is a vowel</b>
Literacy. reading <b>Please read daily. Magpie</b> 	Write out or copy great words that help give your reading book detail.	As you are busy with your books this week, look for the exciting words. They aren't always long words, just interesting. 'Magpie' them.
Useful website to support this learning	<a href="https://wordwall.net/resource/588516/y2-common-key-words-30-40">https://wordwall.net/resource/588516/y2-common-key-words-30-40</a>	<b>You will love this Y2 common word quiz. It's like whack a mole. You need to quickly read the word and if its spelt correct, whack it, if it isn't don't touch it.</b> <b>See what level you can achieve. If you do this more than once, you will become faster and more confident.</b> <b>(I eventually got up to level 11 &amp; a score of 1485)</b>

## Year 2 week 9

## Activity

## Suggestions

### Numeracy

Remember that division is the opposite operation of multiplication? Take 3 people and give 2 each. 3 lots of 2 is 6 or  $3 \times 2 = 6$ . Now take 6 and **share** them with 3 people. Do an array or share items. 6 shared by 3 is 2 or  $6 \div 3 = 2$

### Multiplication and division

#### See if you can do these

$3 \times 2$ .  $5 \times 5$ .  $4 \times 10$ .  $7 \times 5$ .  $3 \times 10$   
Remember how we used to put up fingers and then do our clever skip counting to help us work them out?

**There is no better maths learning this week than the white rose which has tied up with BBC bitesize and now has a daily plan.**

Every week white rose have a Y2 activity and mathematical enquiry suitable for you to extend your child's understanding. Go to. <https://whiterosemaths.com/homelearning/>

### Science.

#### Let's make a wind chime.


(see below for more details)

Collect natural items from outside, maybe while you are on a walk. Pine cones, leaves and sticks all work well. Tie them to a large stick using string or wool so they all hang at similar heights. Now make one with man made items such as keys, beads or small bells. Hang the wind chimes in the garden and listen to the noise.

**WHAT DO YOU NOTICE? Things to talk about ... What different sounds do you hear from your wind chimes? Which chimes make the loudest or quietest sounds? Which chimes sound high pitched and which sound low pitched?**

**To understand the science see below.**

### Something very creative!

I have taken this idea from India who today took a photo of a squished ant that was on our table. We discovered it was on its back and had its arms crossed when we took a very close photograph of it. 

Click!

Can you take a wonderful close up picture with either your camera or a borrowed phone? What can you see on your picture that you've never seen before!





What shape will Matilda build next?

Share


What shape will Matilda build next?




I can see  
the repeats!



I will draw what  
comes next.



Matilda will build a  next.

My weekly diary by

Week beginning

Monday

---

---

Tuesday

---

---

Wednesday

---

---

Thursday

---

---


Friday



---

---

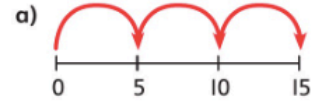
# Using arrays

## Discover




- 1 a) How many  did Ali bake in total?  
How did you work out the answer?
- b) How many  did Ed bake in total?  
Did he bake more than Ali?

## Share



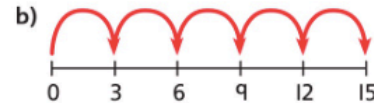
$$5 + 5 + 5 = 15$$

$$3 \times 5 = 15$$



I know that  
3 rows of 5  
means  $3 \times 5$ .

Ali baked 15  in total.



$$3 + 3 + 3 + 3 + 3 = 15$$


$$5 \times 3 = 15$$

$$3 \times 5 = 15$$



I think  $3 \times 5$   
gives the same  
answer as  $5 \times 3$ .

Ed baked 15  in total.

Ed and Ali baked the same number of .

## Using arrays

1 a) How many eggs are there?

+  +  =

×  =

- b) How many tyres are there in the array?

+  +  +  +  +  =

×  =

There are  tyres in the array.

- 2 a) Write an addition and a multiplication for this array.

+  +  +  =

×  =

- b) Write two multiplications for this array.

×  =

×  =

- 3 Show these multiplications on the grids in two ways.

$2 \times 7$        $5 \times 4$        $4 \times 5$        $1 \times 4$

Y2 maths

## Tricky High Frequency Words (spell = phase 4)

Reception  
phonics

	read	spell		read	spell
he			you		
she			they		
we			all		
me			are		
be			my		
was			her		

Really useful reception game to support this weeks phonics

**Write all the words out on separate pieces of paper. Turn them over so they are upside down. Choose one of the pieces of paper. Turn it over and read the word. To make it harder, can you spell the word out without looking?**

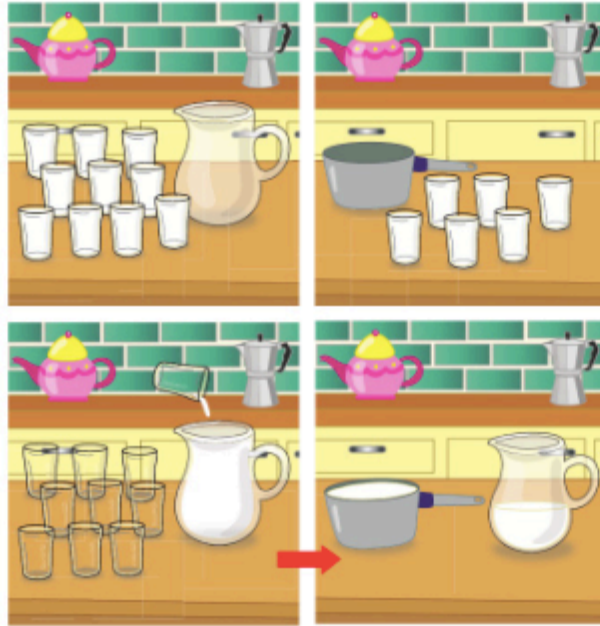
# Solving problems – weight and capacity

Y1 maths

## Discover



The jug holds 10 glasses.

The pan holds 6 glasses.




**1** a) How many  are there left in the jug?

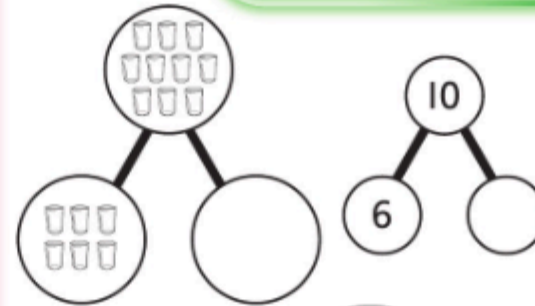


b) How many  will there be in the  ?

## Share

I know that there were 10  in the jug when we started. Then some was poured out.

a)



This is a subtraction. I will break the whole into two parts.

There were 10  in the jug.

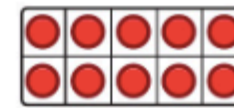
6 glasses fill the .


$$10 - 6 = 4$$

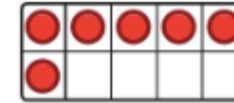

There are 4  left in the jug.




b)



10  in the jug.



6  in the pan.

$$10 + 6 = 16$$

There will be 16  in the .

# Solving problems – weight and capacity



a) How much is left in the each time?



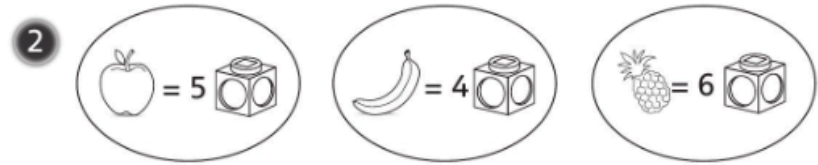
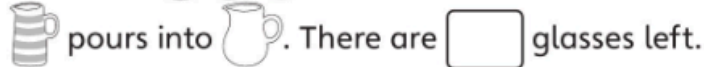
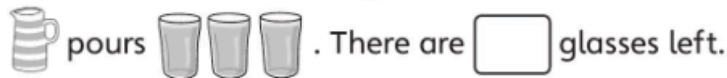
$8 - \square = \square$





$\square - \square = \square$



b) How much is left in the ?



How much does weigh in each time?



# My Phase 3 Sound Mat

j 	v 	w 	x 	y 	z 	zz 	qu 
ch 	sh 	th 	ng 	ai 	ee 	igh 	oa 
oo 	oo 	ar 	or 	ur 	ow 	oi 	ear 
air 	ure  Pure	er 	 visit <a href="https://www.twinkl.com">twinkl.com</a>				



Curraghs  
Wildlife  
Park

# Call of the Wild

Issue Four

When our visitors heard that the animals might get bored without people to watch, they decided to send them some presents! The zoo keepers helped the animals make a wish list, and all sorts of exciting things have been arriving through the post! Below, you can see some pictures of the animals enjoying their treats.

## New Toys for the Animals!



Pinata puzzle for the ruffed lemurs



Tricky toy for the mongooses

When we give toys, puzzles and other treats to our animals to keep them busy and interested, it's called "animal enrichment".

In the wild, animals don't really have time to do stuff just for fun because they are too busy watching out for danger, and trying to find enough food to stay alive. It can be a very tough life, but it's never boring.

The worry about animals in zoos and Wildlife Parks is that although they are well fed and pampered, they might sometimes get bored. That's why it's important to give them interesting enclosures, and plenty of stuff to do!

Which animal?  
Unscramble the letters to find out!

r o o t s i t e  
s o o n m e g y  
h e w i t t r o s k



## Riddle Time

There are stories that tell  
I breathe fire and can fly  
From way down under  
In the desert I get by  
I'm a b\_\_\_\_\_ d\_\_\_\_\_

Oh so slowly  
I slide on the ground  
My silvery trail  
In the garden is found  
I'm a s\_\_\_\_\_

I am oh so long  
And oh so slim  
But what I lack  
Is a single limb  
I'm a s\_\_\_\_\_

You'd think I could fly  
But I'm too big by far  
I'm a very good runner  
As fast as a car  
I'm an e\_\_\_\_\_

## Whose dinner?

Which animals will enjoy one  
tasty fish each for dinner?  
Clue - these animals are very  
agile and nimble swimmers.



Colour gives camouflage amongst trees  
that are often covered in red-brown  
lichen and mosses

Very thick fur for warmth  
is like wearing a duvet!

Broad head has  
strong chewing  
muscles and  
large molar teeth  
for chewing  
bamboo



Thick furry tail for  
snuggling up warmly

Lower half of body  
dark coloured, to  
camouflage in the  
shadows

long claws for  
climbing and defence

A small bone on each wrist is like an  
extra thumb to help with climbing

**! Nooo!** Red pandas are an endangered species now.  
Their forests are being cut down, and they are hunted for  
their beautiful thick fur.

## Penguin in Peril!

Oh no! Pindy the penguin is lost and needs to find his way home to  
his mate and his nest. But there are hungry lynx around. Can you help  
him find his way home without being eaten?



Check out Curraghs Wildlife Park Education on YouTube - to meet snakes!!

To get in touch, email: [Liz.Brunswick@gov.im](mailto:Liz.Brunswick@gov.im)

## Animal of the Week

### Red Panda

Like the more famous giant pandas, they love to eat bamboo. Bamboo is not a very easy food to eat - it takes a lot of chewing, and does not provide much energy. Red pandas save energy by sleeping a lot, and they have big molar teeth to chomp through tough stringy bamboo.

### Habitat

They come from cold forests in the foothills of the Himalayan mountains

### Food in the Wild

Mostly bamboo. Also other plants and fruit. Occasionally they eat birds' eggs or insects

### Superpower

They can sleep for hours, curled in a ball, high up in a tree, in a freezing forest.

Cut out and keep me

## Red Panda



answers

Riddles: bearded dragon; snail; snake; emu  
Anagrams: tortoise; mongoose; white stork  
Whose dinner? The short-clawed otter



## WHAT IS THE SCIENCE?

We hear sounds when an object vibrates (moves back and forth quickly, a bit like shaking). The vibrations of the object make the air around it vibrate too. When the vibrations reach our ears they shake tiny hairs which are connected to nerves inside our ears. The nerves send a message to our brains telling them that there is a noise. An object vibrates when it is hit or made to move, e.g. when the wind blows on a wind chime, the hanging objects move and bump into each other which makes them vibrate. The type of sound an object makes when it vibrates depends on the material it is made from. Metals are hard and vibrate well and usually make a ringing noise. Fabrics are soft so they don't vibrate very well and don't make any noise.

The wind chimes in this picture are made from sticks of bamboo. For inspiration about making wind chimes from all sorts of different things, [click here](https://www.upcycled-wonders.com/crafts/wind-chime-crafts-upcycled-ideas-make)



<https://www.upcycled-wonders.com/crafts/wind-chime-crafts-upcycled-ideas-make>

# Plural Puzzler

Roll the die and move the number of spaces you roll. Read the word you land on then write down the plural. If you don't know the plural move back to where you were before you rolled.



Y2  
phonics

# STARTER ACTIVITY




## What did they say?

1. We need to know who is speaking the words.
2. In pictures, we can use speech bubbles to show what a character says.

**But... what if there are no pictures?**

## WRITING IN DIRECT SPEECH




We need **inverted commas**.

1. Sometimes, these are also called **quotation marks** or **speech marks**.
2. They look a *little* bit like the numbers **66** and **99** hanging up around the exact words the speaker said.
3. You also need a reporting verb like 'said' to identify the speaker.

Have a look...

## WRITING IN DIRECT SPEECH



Are you ok Carter?  
You look a bit sad.

Thanks Ammara, I'm  
just missing my dog  
because he's at the  
vet today.

Ammara Carter

“Are you ok Carter? You look a bit sad,” questioned Ammara.

“Thanks Ammara, I’m just missing my dog because he’s at the vet today,” replied Carter.

# PLENARY

## What have we learned?

We use **inverted commas** to identify the exact words that someone has spoken.

All the punctuation of their sentence goes **inside** the inverted commas.

e.g.

**“Have you met my brother?”** Cassie asked.