

Some very proud parents have told me that their clever children are ready to possibly move up a reading level. If you would like words from the next level, let me know & I will send these on. Although reading isn't a race, it does need to challenge us so if you can read through the books you were on, then push yourself on & **move up with the next books.**



**Work will be shared and updated weekly during term time via the school web site for the parent to access.**

**Welcome to week 8.** Hello everybody. I love getting all your news and am so delighted that you remain motivated to learn. It makes me really happy that you are working together with your families to keep your brains busy. ❤️  
Last week when I was tidying through the bookcase, I found an old book on Capital Cities of the World. It isn't my book. Elliott won it whilst he was in Y4 for his 'enthusiasm and kindness to everyone'. I have decided, (and he has agreed), that every day, I am going to borrow his book and talk and read about a different city each day with him. Its interesting to know about places I might never visit but I may see on the News or on TV.  
See if you can look through a book which might not be 'yours' but you can enjoy with someone else. You will be able to read some of the words and sometimes, even teachers find such a lot of interest lies in what others have are kind enough to share. Enjoy the week and remember to send me your V.E. Day photographs. I'd love to see your celebrations in your gardens.

Mrs TownendX

With this increased isolation, this will be an excellent way of spending quality time with your child and will have the maximum educational benefits for their learning and progress. The best feedback is always given soon after a task is completed and is positive in nature.

Please make time to go through the work with your child when they complete it and offer comments and suggestions for improvement as soon as possible.

Below is a timetable which you may find useful to follow.

9.00-9.30	P.E./ physical.	Joe & Rosie Wicks is live via you-tube @ 9am daily
9.30-10.30	Literacy activity	Use of work set for reading/ diary focus/
10.30-11.00	<b>Break</b>	
11.00-12.00	Numeracy activity	Use of work set for numeracy/ practise
12.00-1.00	<b>Lunch</b>	
1.00- 2.00	Creative activity	Art /DT/ sport/ science
2.00-3.00	Chill out activity	Board games/ i-pad time/ movie



Rec week 8	Activity	Suggestions
<u>Phonics letters and sounds</u> <u>Please do daily</u> Scroll down for list please Learn along with the letters and sounds daily lesson <a href="https://www.youtube.com/channel/UCP_FbjYUP_UtldV2K_-niWw">https://www.youtube.com/channel/UCP_FbjYUP_UtldV2K_-niWw</a>	We are looking at decidable high frequency words  resources we use in class. I have also put a level 3 sound mat down here for supporting learning.	Scroll down to the words in this weeks list. These are words that use sounds that you are using in your phase 3 phonics that will help you read and then later in the week, spell the words.  E.g. <b>see</b> it reads <b>s ee</b> & so is spelt see. use these words to help you read quickly with confidence.
<u>Literacy. writing</u> Please do daily Applying our phase 3 words	Starting a diary. <b>On p9 of this document, is a blank diary page. If you can't print it out, you can make one on paper.</b>	This week I would like you to write a sentence <u>every morning</u> using one of the words from the list. Think of a short sentence with the chosen word in & see if you can write it all. Eg I <b>will</b> run to mummy. Remember Capital letter and finger spaces.
<u>Literacy. reading</u> Please do daily.	Word wall recognition	Can you read through your reading book every day? Look at the sounds as you read. Are there any words that are in your book that are on your word wall? <b>If you need new word walls, please get in touch and I can send them.</b>
<u>Useful website to support this learning</u>	<a href="https://www.ictgames.com/mobilePage/tellATRex/index.html">https://www.ictgames.com/mobilePage/tellATRex/index.html</a>	Hugh will really love this dinosaur game. Choose the phase 3 sound and then questions will appear and you need to decide if it is a yes or no answer. If you're right, the dinosaur gets fed!

Rec week 8	Activity	Suggestions
<p><b>Numeracy</b>  <b>Play number tracks!</b></p> <p>Begin by making a number track up to 10 outside with chalk. Take turns to roll a dice and move on that number of jumps. Can you explain the maths. So, I'm on 3 and I rolled 2 and I land on 5 so <math>3+2=5</math>! Make sure the grown up plays along too!</p>	<p>Making patterns is so important to help us understand all sorts of maths.</p> <p>This is an excellent game to reinforce the learning <b>after</b> the practical activity <a href="https://www.topmarks.co.uk/ordering-and-sequencing/shape-patterns">https://www.topmarks.co.uk/ordering-and-sequencing/shape-patterns</a></p>	<p><b>This week is pattern week!</b>  <b>I would like you to have a go with either objects you have (like blocks or beads on a string) or finding objects elsewhere to make simple and more complex repeating patterns. Can you do the reception maths challenge below?</b></p> <p>Every week white rose have an early years activity and mathematical enquiry suitable for you to extend your child's understanding. Go to <a href="https://whiterosemaths.com/homelearning/">https://whiterosemaths.com/homelearning/</a></p>
<p><b>Science</b>  <b>Make an underwater viewer</b></p>	<p><b>You will need</b>  <b>A 2 litre empty drinks bottle, craft scissors, sandpaper (optional)</b>  <b>Duct tape (optional)</b></p>	<p><b>Look below for instructions</b> on how to make your underwater viewer.</p> <p>If there is nothing interesting where you first look, move to another spot.</p> <p>What do you think you will see? What did you see?</p>
<p><b>Something very creative!</b></p>	<p>Holes!  Go into your garden, onto your farm or into a flower pot and dig!</p>	<p>Parents, set aside a patch in your garden for children of all ages to simply dig. It's physical and fun. They might want to dig for treasure, find bugs or look for bones. Follow their lead...what will you discover?</p>

## Year 1 week 8

## Activity

## Suggestions

### Phonics

Please do daily

Revise tricky words.should would  
right two four goes made

nk words

Learn these spellings a few every day

ink rink trunk drank shrink blink pink winking  
bunk beds

What other words have this sound?

### Literacy. writing

Please do daily

Using a dictionary

**Starting a diary. On p9 of this document, is a blank diary page. If you can't print it out, you can make one on paper.**

Every day this week I would like you to write your diary. Then I would like you to get a dictionary and check the spelling of a new word you may have written to see if it is spelt correct.


E.g.I brushed my teeth with a toofbrush.

Correct spelling is toothbrush

### Literacy. reading

Please read daily

(If you need next level reading words, please just ask)



Play roll it and read it with a dice. You can play this game with somebody else in your house or play it on your own. If you want to extend your learning, you could spell them too.

Useful website to support this learning

<https://www.ictgames.com/mobilePage/bingoOriginal/index.html>

This is a super game. To build up confidence, start on phase 4 and then go onto phase 5.


This weeks sound would come under CVCC words (consonant, vowel, consonant, consonant).

E.g. went

As you are reading, not spelling them, push your learning on to extend yourself & support your reading progression to the next level.

Year 1 week 8	Activity	Suggestions
<b>Numeracy</b> All maths on the white rose is now linked to the BBC bitesize. It should all tie together.	Addition and subtraction Start the week looking at adding and subtracting with in 20 then look and solve the addition problems with your grown up.↓	Every week white rose have a Y1 activity and mathematical enquiry suitable for you to extend your child's understanding. Go to <a href="https://whiterosemaths.com/homelearning/">https://whiterosemaths.com/homelearning/</a>
<b>Science</b> <b>Make an underwater viewer</b>	<b>You will need</b> <b>A 2 litre empty drinks bottle, craft scissors, sandpaper (optional)</b> <b>Duct tape (optional)</b>	<b>Look below for instructions</b> on how to make your underwater viewer. If there is nothing interesting where you first look, move to another spot. What do you think you will see? What did you see?
<b>Something very creative!</b>	<b>Holes!</b> Go into your garden, onto your farm or into a flower pot and dig!	Parents, set aside a patch in your garden for children of all ages to simply dig. It's physical and fun. They might want to dig for treasure, find bugs or look for bones. Follow their lead...what will you discover?



Year 2 week 8	Activity	Suggestions
Phonics Please do daily Tricky spellings.zero equals	ear for /ear/ sound (not /air/sound like <b>tear</b> up paper)	<u>Learn these spellings a few every day.</u> hear clear near earwig fear beard year gear spear earrings dear tear What other words have this sound? Make a list
Literacy. writing Please do daily Learn these 6 most useful conjunctions <b>and but because or so while</b>	Conjunctions <b>Starting a diary. On p9 of            this document, is a blank            diary page. If you can't            print it out, you can make            one on paper.</b>	Every day this week I would like you to write 2 sentences connected with a different daily conjunction. Eg I will be thinking of Fraser soon <u>because</u> it will be his birthday.
Literacy. reading <b>Please read daily. Magpie</b> 	Write out or copy great words that help give your reading book detail.	As you are busy with your books this week, look for the exciting words. They aren't always long words, just interesting. 'Magpie' them.
Useful website to support this learning <i>We enjoy lots of talk for writing sessions at            school.</i>	<a href="https://www.talk4writing.co.uk/wp-content/uploads/2020/04/Y2-Unit.pdf">https://www.talk4writing.co.uk/wp-content/uploads/2020/04/Y2-Unit.pdf</a> This ties in with Billy, Amy & Stanley's brother & sister Thomas' & Lily's Greek topic at school.	<b>Follow the magical teaching box. There is a section to            read, you will really enjoy this story. Then there are tasks            that you will need paper for. At the end is an alphabetical            order task which you practised the other week, some            synonyms and apostrophe tasks. ****This is a great chance            to show off all your Y2 skills.****</b>

Year 2 week 8	Activity	Suggestions
<p><b>Numeracy</b></p> <p>We need additional work on subtracting 2 digit numbers from 2 digit numbers. See below for Y2 maths</p>	<p>Addition and subtraction</p>	<p><b>There is no better maths learning this week than the white rose which has tied up with BBC bitesize and now has a daily plan.</b></p> <p>Every week white rose have a Y2 activity and mathematical enquiry suitable for you to extend your child's understanding. Go to. <a href="https://whiterosemaths.com/homelearning/">https://whiterosemaths.com/homelearning/</a></p>
<p><b>Science</b></p> <p><b>Make an underwater viewer</b></p>	<p><b>You will need</b>  <b>A 2 litre empty drinks bottle, craft scissors, sandpaper (optional)</b>  <b>Duct tape (optional)</b></p>	<p><b>Look below for instructions</b> on how to make your underwater viewer.</p> <p>If there is nothing interesting where you first look, move to another spot.</p> <p>What do you think you will see? What did you see?</p>
<p><b>Something very creative!</b></p>	<p><b>Holes!</b>  Go into your garden, onto your farm or into a flower pot and dig!</p>	<p>Parents, set aside a patch in your garden for children of all ages to simply dig. It's physical and fun. They might want to dig for treasure, find bugs or look for bones. Follow their lead...what will you discover?</p>



My weekly diary by

Week beginning

Monday	<div></div> <div></div> <div></div>
Tuesday	<div></div> <div></div> <div></div>
Wednesday	<div></div> <div></div> <div></div>
Thursday	<div></div> <div></div> <div></div>
Friday	<div></div> <div></div> <div></div>

## Subtracting a 2-digit number from another 2-digit number

### Discover



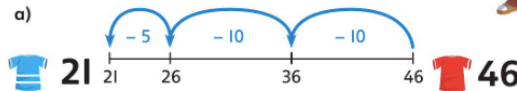
- 1 a) How many points is the team winning by?
- b) The team does not score again and wins by 15 points.  
How many points will the team have at the end?

### Share



I subtracted tens first, so the ones stayed the same.

I worked out the numbers in the jumps.

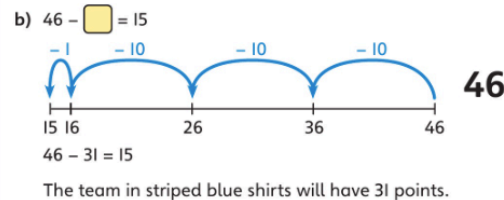


$$46 - 21 = 25$$

25 is the **difference** between 46 and 21.

The team in plain red shirts is winning by 25 points.

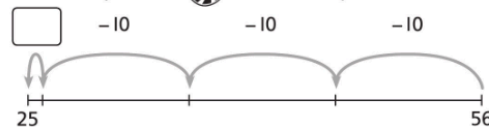
You could count on instead of counting back.



## Subtracting a 2-digit number from another 2-digit number

- 1 Penny has 56 . Ali has 25 .

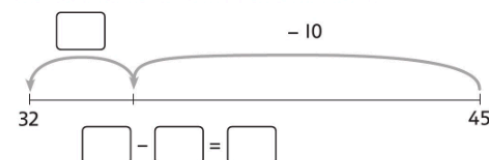
How many more does Penny have?



Penny has  more.

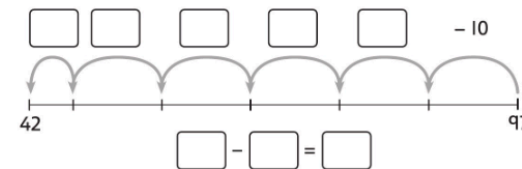
- 2 Class 2 has 45 . Class 1 has 32 .

How many more does Class 1 need, if the classes should have the same number?



Class 1 needs  more.

- 3 Find the difference between 97 and 42.



- 4 a) What is the difference between 65 and 43?



- b) Work out  $48 - 11$ .



In this question, think of the subtraction as finding the difference.



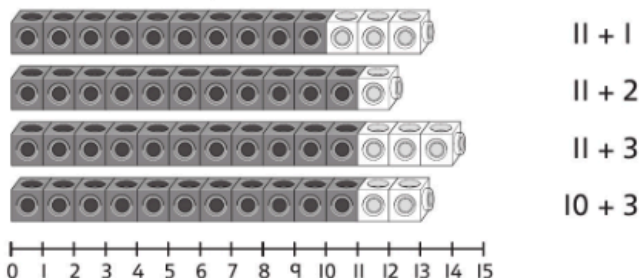
Decodeable High Frequency Words

	read	spell		read	spell
will			see		
that			for		
this			now		
then			down		
them			look		
with			too		

Really useful reception game to support this weeks phonics **using the phase 3 sound mat. Play bingo with mummy and daddy. Get ready to listen for the sound and then cover it on your mat with a delicious treat (strawberry/ cheese / bit of breadstick or tiny chunk chocolate if you've got an Easter egg to finish off)**

## Comparing additions and subtractions

- 1 a) Match the diagram to the number sentence.



- b) Complete using  $<$ ,  $>$  or  $=$ .

$11 + 3 \bigcirc 12$	$11 + 3 \bigcirc 11 + 1$
$11 + 1 \bigcirc 11 + 2$	$11 + 2 \bigcirc 10 + 3$

- 2 a) Complete using  $<$ ,  $>$  or  $=$ .


$12 + 6 \bigcirc 17$	$11 + 5 \bigcirc 17$
$13 + 4 \bigcirc 17$	$12 + 4 \bigcirc 17$

- b) What numbers can go in the boxes?

$12 + 5 < \square$	$12 + 5 > \square$
--------------------	--------------------

- 3 Complete using  $<$ ,  $>$  or  $=$ .

a) $7 + 8 \bigcirc 8 + 7$	b) $15 - 4 \bigcirc 15 - 7$
$7 + 8 \bigcirc 7 + 5$	$15 - 4 \bigcirc 15 - 2$
$7 + 8 \bigcirc 5 + 7$	$15 - 4 \bigcirc 16 - 5$
$7 + 8 \bigcirc 11 + 8$	$15 - 4 \bigcirc 14 - 4$

- 4 Put a number in each box to make the statement true. 



a) $6 + 11 < 6 + \square$
b) $15 + 3 > 5 + \square$
c) $16 - 5 < 16 - \square$

Is there more than one answer? Can the same number be used in each question?



## Solving problems involving addition and subtraction

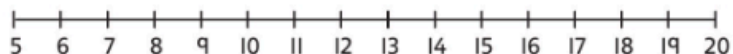
Y1 maths

- 1 Ellie has 12 . She also has 6 .

How many pieces of fruit does she have in total?

$$\square \bigcirc \square = \square$$

Ellie has  pieces of fruit in total.




2

Brad



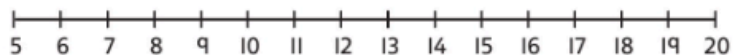
Shelley




How many more  does Brad have than Shelley?

$$\square \bigcirc \square = \square$$


Brad has  more  than Shelley.



3

- a) There are 8 .

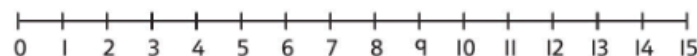


There are 5 more bees than .

How many bees are there?

$$\square \bigcirc \square = \square$$

There are  bees.



- b) There are 14 plates.

There are 6 fewer  than plates.

How many  are there?

$$\square \bigcirc \square = \square$$

There are  .

4

- Jamil plants 11 seeds. 7 of the seeds grow into flowers.

How many seeds do not grow?

$$\square \bigcirc \square = \square$$

seeds do not grow.

Looking in rock pools and the lake at the Plantation (I know lots of you are heading up there daily) is far more interesting if you can see what is under the surface.

Take empty bottle, remove lid and squeeze it flat. Cut a slit 10cm from bottom. Re-inflate the bottle, replace the lid and use the scissors to cut from that slit to form a rectangle 20cm up the bottle and 10 cm along from the bottom. Rub edges down with sandpaper to smooth edges and put duct tape around the viewer. See pic↓. Hold bottle sideways and submerge the bottom section in the water. You can then look through the hole to see the wonders below.

**Be careful you do not slip at edge of the pond.**





## My Phase 3 Sound Mat

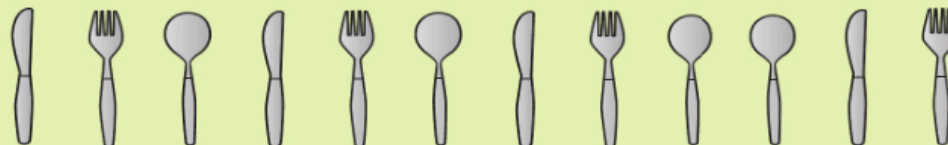
j 	v 	w 	x 	y 	z 	zz 	qu 
ch 	sh 	th 	ng 	ai 	ee 	igh 	oa 
oo 	oo 	ar 	or 	ur 	ow 	oi 	ear 
air 	ure  Pure	er 					



**\*\*\*Reception maths challenge Reception maths pattern challenge. Talk to your grown up about this and tell them how you know the answer and how you can prove it!**



Spot the mistakes.



Make each pattern and say it out loud. Fix the mistakes!





Curraghs  
**Wildlife Park**

# Call of the Wild

Issue Three

Our schoolroom feels so strange just now. Normally in May it is busy with many school children enjoying education workshops, and getting close up to bugs and reptiles. Nowadays it is empty. But not quite!! Check out the Wildlife Park Education YouTube channel where some close up encounters with creepy crawlies and strange objects await!

## Meet Winnie the Baby Wallaby!



Baby wallabies spend their first months in the safety of their mum's pouch, feeding from her milk until they are ready to eat grass and leaves.

Sadly, Winnie's mum was a wild wallaby, who died when she was hit by a car. Miraculously, her little daughter survived in the pouch and


is now being cared for by Wildlife Park zookeeper Carly, who snuggles her in a sling and feeds her with special wallaby formula milk. As you can see in the photo, Winnie is old enough to start eating grass now, and soon she will spend part of her day in our wallaby enclosure with the big wallabies. She goes home each night with Carly so that she can have the cuddles and milk feeds that she needs. Carly doesn't get much sleep at the moment - but says that Winnie is definitely worth it!

### Questions:

What is the name for a baby wallaby?

What type of mammal is a wallaby?

## Wildlife Park Crossword



### DOWN

1. Pink bird that paddles
2. A cat that likes water
3. This monkey can hold on with its tail
5. This bird feeds on dead stuff
6. Very large parrot

### ACROSS

4. Koi carp is a type of?
7. Huge Australian bird
8. World's smallest otter
9. A large marsupial

## Whose dinner?



Which animals will get this lovely salad for dinner today? Clue: they have no teeth!

Which Wildlife Park animal?  
Unscramble the letters to find out!

livesyr bogbin  
ballawy  
acougan



Curved beak has bristles inside, for sieving tiny shrimps from the water

Long neck for reaching down into the water to feed

Can balance (and sleep!) on one leg, to conserve heat

Webbed feet for standing on soft mud



Pink colour is essential to attract a mate

Strong wings for long flights

Long legs for wading in the water

Backward-bending "knees" are actually the flamingo's ankles!

## Animal of the Week

### Chilean Flamingo

Wild flamingos hang out in flocks of thousands, all paddling together in an enormous lake! When it is time to find a mate, they all dance together, and choose the best dancer. Some of their dance moves are: 1) bob heads together 2) all suddenly turn round together 3) flap wings together. Find a partner and try this!!

### Habitat

Chilean flamingos live in salt lakes, river estuaries and lagoons in South America

### Food in the Wild


Tiny shrimps, tiny plants, and tiny insects that live in the water

### Superpower

They can stand in REALLY salty water that would sting the legs of other birds

## Wildlife Park Bar Chart

Colour in a square in the right column for each animal that you find in the picture. You could use one colour, or a different colour for each column.



Cut out and keep me

## Flamingo



answers

animal: marsupial Anagrams: silver gibbon, wallaby, guanaco  
bird: emu 7 emu 8 short clawed otter 9 wallaby Whose  
dinner? 1 flamingo 2 fish 3 spider monkey 4 vulture

To get in touch, email: [Liz.Brunswick@gov.im](mailto:Liz.Brunswick@gov.im)



